



# ANNUAL REPORT 2014

— BULLDOGS RUGBY LEAGUE CLUB —













NRL PLAYER OF THE YEAR

**SAM PERRETT & JAMES GRAHAM**



# Contents

Office Bearers for Season 2014	5
Executive Officials & Life Members Since Foundation	6
Agenda for 2015 Annual General Meeting	8
Chairman and Chief Executive Report	10

## Football Department

NRL Review	14
NSW Cup Review	22
NYC Review	26
2014 Milestones and Debutants	30
2014 Representative Honours	32
Current Player Records	34
Junior Representative Report	36
Junior League Report	38

Membership Review	40
Canterbury League Club	42
Corporate Partnership and Sponsorship	44
Bulldogs in the Community	46

## Club Records & Statistics

Players with 100 or more Competition Games	49
Bulldogs Years	52
Achievements and Proud History	53
Grade Coaches Since 1935	54

<b>Director's Report</b>	56
--------------------------	----

## Financial Report

Statements of Comprehensive Income	65
Statements of Financial Position	66
Statements of Changes in Members' Funds	67
Statements of Cash Flows	68
Notes to the Financial Statements	69
Director's Declaration	91
Independent Audit Report	92

Minutes of the 79th Annual General Meeting	94
List of Voting Football Club Members 2014	98









# Office Bearers for Season 2014

## Board of Directors

### Joint Patrons

The Hon J. Fahey, M.P.,  
The Hon T. Burke, M.P.,  
M. Waugh

### Chairman of Board

Ray Dib

### Chief Executive

Raelene Castle

## Directors

A. Elias, R. Dib, A. Coorey,  
A. Farrar, A. Isaac,  
P. McMahon, S. Mortimer

**Delegate to N.S.W.R.L Ltd**  
A. Coorey

**Deputy Delegate to  
N.S.W.R.L Ltd**  
R. Dib

**Auditors**  
KPMG

**Junior League Secretary**  
K. Shanahan

**Club Solicitor**  
J. Carmody

## Positions Appointed by the Committee

### Executive Board

R. Castle, A. Coorey, R. Dib, A. Elias, A. Isaac

## Full Time Staff – Football

**General Manager of  
Football Operations**  
Alan Thompson

**Head Coach**  
Des Hasler

**CEO of the Junior League**  
Kevin Shanahan

**Speed & Power**  
Clayton Kearney

**Strength Coach**  
Harry Harris

**Trainer & ADO**  
Saree Boutros

**Head Physiotherapist**  
Steve McCullagh

**Assistant NRL Coach**  
Jim Dymock

**Assistant NRL Coach**  
Kelly Egan

**Head of Mind Management**  
John Novak

**Mgr. Recruitment**  
Noel Cleal

**Chief Medical Officer**  
Dr Bassam Moses

**Head Conditioner**  
Tony Grimaldi

**Mgr. Welfare & Education**  
Steve Pike

**High Performance  
Coordinator**  
Liz Marin

**Strategic Analyst**  
Mohamed Ali

**Assistant Strength &  
Conditioning Coach**  
Garry Carden

**Team Manager**  
Fred Ciraldo

**NSW Cup Coach**  
Andrew Patmore

**NSW Cup Assistant Coach**  
Barry Ward

**NYC Coach**  
Scott Murray

**NYC Assistant Coach**  
Brad Henderson

**Assistant NSW Cup  
Coach & Club Ambassador**  
Terry Lamb

**NYC Physiotherapist**  
James Rahme

**Career Coach &  
Recruitment Assistant**  
Jim Whitney

## Administration

**EA to CEO & Chairman**  
Jenna Knight

**Chief Financial Officer**  
Vince Costa

**GM – Mktg. & Consumer**  
Terrence Trujillo

**Membership & Ticketing  
Manager**  
James Peters

**Merchandise Manager**  
Jake Swarts

**Media Manager**  
David Spaul

**Commercial Partnerships  
Manager**  
Aaron Warburton

**Marketing & Event  
Manager**  
Andreas Gloor

**Membership & Fan  
Engagement Executive**  
Arna Hunt

**Merchandise Coordinator**  
Andrew Wardrop

**Community & PR Manager**  
Jessie Horin

**Corporate Partnership  
Manager**  
Matthew Whale

**Digital Media Coordinator**  
Phillip Valentine

**Membership & Customer  
Service Team Leader**  
Krystal Dykes

**Team Store Manager**  
Robynne Seward

**Finance Manager**  
Alison Lane (from Aug 2014)

### Corporate Partnership Exec.

Andrew Mortimer  
Barry Ward  
Seamus Hilli  
Kate Hutchinson  
Frank Micali (to July 2014)  
Todd King (from Nov 2014)

**Content Producer**  
Steve Turner

**Membership**  
Ryan Benecke

**Accounts Payable/Payroll**  
Michelle Cura  
Helen Papas (from Apr 2014)

**Accountant**  
Tony Faddoul (to Jul 2014)

**Accounts Receivable**  
Pamela Knight

**Senior Event Producer**  
Erin Rathborne

**Graphic Designer**  
Aaron Eastgate

**Receptionist**  
Stephanie Hassarati

## Part Time Staff

**NSW Cup Manager**  
Fred Walker

**NSW Cup Doctor**  
Dr Peter Lorentzos

**Club Historian**  
Phil Pellizzeri

**Trainers**  
Michelle Moore  
Michael Steirli  
Warwick Sainbury  
Geoff Sharpe  
David Pedras  
Mitchell Raimona

**NYC Manager**  
John Billy

**Statistician**  
Clint Crofts

**Administration JL**  
Annmaree Poole  
Julie Afchal

**Ambassadors Club  
Welfare Committee**  
Joe Thomas  
Ken Charlton  
Barry Phillis

**Psychologist**  
Rob Brown

**Communications Consultant**  
Polly Yuille

**SG Ball Coach**  
Ken Harris

**SG Ball Assistant Coach**  
Jamie Eid

**Club Chaplain**  
Ken Clendinning

**Harold Matthews Coach**  
Frank Tripodina

**Harold Matthews  
Assistant Coach**

Ken Harris  
Charbel Khoury

**Club Counsellor**  
Athena Shelston

**Assistant**  
Lloyd White

**Membership Retention  
Coordinator**  
Maria Tzavaras

**Football Operations  
Coordinator**

Paul Arraj

**Administration Assistant**  
Haley Connell

**Bulldogs House Parent**  
Vivian Sos

**Web Developer**  
Josh Eastgate



# Executive Officials & Life Members Since Foundation

## Executive Officials

Year	President	District Hon. Secretary	District Hon. Secretary
1935	Mr T Johns	Mr F Miller	Mr G Russell
1936	Mr T Johns	Mr F Miller	Mr G Russell
1937	Mr T Johns	Mr F Miller	Mr G Russell
1938	Mr T Johns	Mr F Miller	Mr G Russell
1939	Mr T Johns	Mr A Bray	Mr G Russell
1940	Mr T Johns	Mr A Bray	Mr G Russell
1941	Mr T Johns	Mr B Russell	Mr G Russell
1942	Mr T Johns	Mr B Russell	Mr G Russell
1943	Mr T Johns	Mr B Russell	Mr G Russell
1944	Mr T Johns	Mr B Russell	Mr G Russell
1945	Mr T Johns	Mr B Russell	Mr G Russell
1946	Mr T Johns	Mr B Russell	Mr G Russell
1947	Mr T Johns	Mr B Russell	Mr G Russell
1948	Mr T Johns	Mr B Russell	Mr G Russell
1949	Mr T Johns	Mr B Russell	Mr G Russell
1950	Mr T Johns	Mr A Bray	Mr J Ford
1951	Mr T Johns	Mr A Bray	Mr J Ford
1952	Mr F Stewart	Mr J Ford	Mr G Whitmore
1953	Mr F Stewart	Mr J Ford	Mr G Whitmore
1954	Mr F Stewart	Mr J Ford	Mr G Whitmore
1955	Mr F Stewart	Mr K Charlton	Mr G Whitmore
1956	Mr F Stewart	Mr K Charlton	Mr G Whitmore
1957	Mr F Stewart	Mr K Charlton	Mr G Whitmore
1958	Mr F Stewart	Mr K Charlton	Mr G Whitmore
1959	Mr F Stewart	Mr K Charlton	Mr G Whitmore
1960	Mr F Stewart	Mr R Ibbitson	Mr F Dunn
1961	Mr F Stewart	Mr R Ibbitson	Mr F Dunn
1962	Mr J Collins	Mr R Ibbitson	Mr F Dunn
1963	Mr J Collins	Mr R Ibbitson	Mr F Dunn
1964	Mr J Collins	Mr R Ibbitson	Mr F Dunn
1965	Mr J Collins	Mr R Ibbitson	Mr F Dunn
1966	Mr J Collins	Mr R Ibbitson	Mr F Dunn
1967	Mr E Burns	Mr R Ibbitson	Mr F Dunn
1968	Mr E Burns	Mr R Ibbitson	Mr F Dunn
1969	Mr R Schwebel	Mr R Ibbitson	Mr F Dunn

### Full Time District Secretary Appointed 1970

1970	Mr G Ferrier	Mr P Moore	Mr F Dunn
1971	Mr G Ferrier	Mr P Moore	
1972	Mr G Ferrier	Mr P Moore	
1973	Mr G Ferrier	Mr P Moore	
1974	Mr G Ferrier	Mr P Moore	
1975	Mr G Ferrier	Mr P Moore	
1976	Mr J Collins	Mr P Moore	
1977	Mr J Collins	Mr P Moore	
1978	Mr J Collins	Mr P Moore	
1979	Mr J Collins	Mr P Moore	
1980	Mr J Collins	Mr P Moore	

Year	President	District Hon. Secretary	District Hon. Secretary
<b>Assistant Sec.</b>			
1981	Mr J Collins	Mr P Moore	Mr Garry Hughes
1982	Mr B Nelson	Mr P Moore	Mr Garry Hughes
1983	Mr B Nelson	Mr P Moore	Mr Garry Hughes
1984	Mr B Nelson	Mr P Moore	Mr Garry Hughes
1985	Mr B Nelson	Mr P Moore	Mr Garry Hughes
<b>Chief Executive Office</b>			
<b>Executive Assistant</b>			
1986	Mr B Nelson	Mr P Moore	Mr Garry Hughes
1987	Mr B Nelson	Mr P Moore	Mr Garry Hughes
1988	Mr B Nelson	Mr P Moore OAM	Mr Garry Hughes
1989	Mr B Nelson	Mr P Moore OAM	Mr Garry Hughes
1990	Mr B Nelson	Mr P Moore OAM	Mr Garry Hughes
1991	Mr B Nelson	Mr P Moore OAM	Mr Garry Hughes
<b>General Manager</b>			
1992	Mr B Nelson	Mr P Moore OAM	Mr Garry Hughes
1993	Mr B Nelson	Mr P Moore OAM	Mr Garry Hughes
1994	Mr B Nelson	Mr P Moore OAM	Mr Garry Hughes
1995	Mr B Nelson	Mr P Moore OAM	Mr Garry Hughes
<b>Football Manager</b>			
1996	Mr B Nelson	Mr RJ Hagan	Mr Garry Hughes
1997	Mr B Nelson	Mr RJ Hagan	Mr Garry Hughes
1998	Mr B Nelson	Mr RJ Hagan	Mr Garry Hughes
1999	Mr B Nelson	Mr RJ Hagan	Mr Garry Hughes
2000	Mr B Nelson	Mr RJ Hagan	Mr Garry Hughes
2001	Mr B Nelson	Mr RJ Hagan	Mr Garry Hughes
2002	Mr B Nelson OAM	Mr RJ Hagan	Mr Garry Hughes
	Dr G Peponis	Mr S Mortimer OAM	Mr Garry Hughes
2003	Dr G Peponis	Mr S Mortimer OAM	Mr Garry Hughes
2004	Dr G Peponis	Mr S Mortimer OAM	Mr Garry Hughes
		Mr M Noad	Mr Bradley Clyde
2005	Dr G Peponis	Mr M Noad	Mr Bradley Clyde
2006	Dr G Peponis	Mr M Noad	Mr Bradley Clyde
2007	Dr G Peponis	Mr M Noad	Mr Bradley Clyde
2008	Dr G Peponis	Mr T Greenberg	Mr Bradley Clyde
2009	Dr G Peponis	Mr T Greenberg	Mr Frank Barrett
2010	Mr R Dib	Mr T Greenberg	Mr Alan Thompson
2011	Mr R Dib	Mr T Greenberg	Mr Alan Thompson
2012	Mr R Dib	Mr T Greenberg	Mr Alan Thompson
2013	Mr R Dib	Mr T Greenberg	Mr Alan Thompson
		Ms R Castle	
2014	Mr R Dib	Ms R Castle	Mr Alan Thompson

## Life Members

Messrs. C. Brown, M. Clift, B.C. Nelson OAM, L. White, N. Thomas, B. Phillis, C. Anderson, S. Cutler, L. Brown, G. Peponis, R. Thompson, P. Cassilles, S. Mortimer OAM, G. Robinson, P. Mortimer, T. Pickup, S. Folkes, C. Mortimer, R. Nicey, A. Farrar, K. Lotty, T. Lamb OAM, K. Moore, Dr H. Hazard, L. Britton, S. Gillies, M. Newton, R. Relf, S. Reardon, G. McIntyre, R. Harborne, C. Polla-Mounter, D. Tiller, S. Price, B. Ward, H. El Masri, G. Carden, A. Coorey, P. Charlton, A. Perry, D. Cooper, A. Brideson, L. Johns, P. Langmack, A. Ryan, L. Patten, A. Elias, B. Sherwin

## Deceased

Messrs. F. Miller, F Stewart Snr, T.H. Johns, B. Russell, H. Culbert, A.N. Dunn, G. Cairns, J. Elliot, G. Whitmore, A. Bray, G. Russell, R. Kirkaldy, S.E. Parry CBE, G. Clunas, V. Murray, F. Dunn, R. Gartner, C. Bloom, G. Garland, H. Porter, J. Hartwell, J. Ford, V. Saunders, Bernie Williams, J. Collins, R. Ibbitson, R. Buchanan, F. Sponberg, P.S Moore OAM, Alan Nelson, S.M. Garland OAM, E. Burns, J. Gartner, B. Smith, K. Stewart, W. Delauney, J. O'Brien, Bob Williams, K. Ingall, R. Baxter, F. Anderson, G. Ferrier, A. Schwebel, K. Charlton, G. Connell, K. Dawes





Life Member

**BRENT SHERWIN**





# Agenda for 2015 Annual General Meeting

Notice is hereby given that the Annual General Meeting of the Bulldogs Rugby League Club Limited ('the Club') will be held at 10:00am on Sunday, 8 February 2015 in the Paragon Room of the Canterbury League Club Limited at 26 Bridge Road, Belmore.

## Business to be Conducted

### 1. Minutes of Previous General Meeting

To receive and consider the Minutes of the previous Annual General Meeting held on 9 February 2014.

### 2. Financial Statements

To receive and consider the Financial Statements for the 12 months ended 31 October 2014 and the Reports of the Directors and the Auditors for the 12 months ended 31 October 2014.

### 3. Annual Report

To receive and consider the Annual Report for the 12 months ended 31 October 2014.

### 4. Auditors

KPMG, Chartered Accountants continue in office as the Auditors of the Club in accordance with the Corporations Act.

### 5. Chief Executive Presentation of the Bulldogs Strategic Plan

### 6. Head Coach Presentation

### 7. 80th Anniversary Year Plans

### 8. Nominations for Life Membership

Nil

### 9. General Business

There is no general business proposed for discussion by the Board. Please send any questions through to the club by Wednesday 4 February 2015. There will also be an opportunity for questions on the day.

**BY ORDER OF THE BOARD**

**Raelene Castle** – Chief Executive Officer





NRL Ken Stephen Medalist

**TRENT HODKINSON**



# Chairman & Chief Executive Report

We are pleased to report on a particularly strong year for the Canterbury-Bankstown Bulldogs. Having featured in our second Grand Final in three years, there are a number of achievements and positive developments for the Club that we would like to highlight.

On the field, these include:

- The coaching and playing staffs' commitment to innovation and high performance was rewarded with a Grand Final appearance against the Rabbitohs. While not securing the win, the Bulldogs forced Souths to work hard for the victory and the game has already been described as one of the most memorable Grand Finals of the modern era.
- 30 players selected for representative honours across all our age groups, with special mention to be made of NSW Origin debutants Trent Hodkinson and Australian Kangaroos debutants Josh Jackson and David Klemmer.
- The retention of: Tim Lafai, Moses Mbye, Josh Morris, James Graham, Tim Browne, Corey Thompson
- The recruitment of: Michael Lichaa, Curtis Rona, Brett Morris, Antonio Kaufusi
- Growth in junior participation, with over 4000 children now registered as players in the Canterbury-Bankstown Junior Rugby League
- Expanding awareness of the Bulldogs brand by taking 'home' games to Perth and Hamilton NZ.

Off the field the Bulldogs were successful in achieving significant growth in key areas for the business. Each of these will be addressed in greater detail later in this report, however some of the highlights include:

**Corporate Partnerships:** 100% growth in revenue for the corporate partnership programme thanks to the introduction of new 'inner-sanctum' experiences at games and at the Club. The introduction of digital advertising revenue on bulldogs.com.au and successful club functions and events like the Grand Final Luncheon, NSW State of Origin function and hospitality sales at 'home' matches in Perth and New Zealand.

**Digital:** An upgraded website and the introduction of new Android and iOS apps were an immediate success and saw the Bulldogs ranking number one across the club network for:

- Page views during May, July and September
- Unique Browsers during April, May, July and September
- Video views during April, May, July and September
- App downloads during April

Just under 1.4 million unique browsers visited Bulldogs digital platforms during the season and amassed over 8 million page views. Bulldogs members & fans consumed over 675,000 video streams through the Bulldogs digital video channel, Bulldogs TV. On Facebook, the Bulldogs surpassed 250,000 likes (251K) and 35,000 followers on Twitter (37K), and for the third year in a row the Bulldogs managed to hold #1 ranking across the club network on Instagram during the season only surpassed by South Sydney after the 2014 Grand Final.



**Merchandise:** The relocation of the Bulldogs Teamstore to Belmore and the run through to the Grand Final saw merchandise exceed budget targets for 2014. The introduction of two new jersey options – Nines and Women In League – was also an unprecedented success with both options selling out during the year.

**Membership:** With fans responding to greater flexibility in package options and ‘mini’ packages, Membership passed the 16,000 mark for the first time - the Club’s seventh successive year of growth. Importantly, revenue generated from Membership has grown by 147% in the past five years and it is expected that the introduction of the ‘Born and Bred’ membership campaign for the 2015 season will see this trajectory continue to rise.

**Community:** An exceptional year for the Bulldogs in the Community Programme saw Trent Hodkinson win the Ken Stephen Medal for being the most outstanding NRL player working in the community, this was backed up by players dedicating more than 1200 hours to working in the community delivering messages about eating well, staying active and partying safely. The year was capped off with the Prime Minister highlighting the Bulldogs’ unique connection with the community to a national audience. The Club’s ability to unite people from every race, creed and colour was termed the ‘Bulldog Effect’ by Mr Tony Abbott as he encouraged others to follow the Bulldogs’ lead in promoting respect and tolerance.

**Governance:** The Board is pleased to welcome Anter Isaac and Steve Mortimer to the Board for the next two years. These two gentlemen bring excellent business skill and extensive network connections to add to the stable Board group who have been in place for the previous rotation.



Raelene Castle, Des Hasler and Ray Dib following the extension of Hasler’s contract



# Strategic Plan 2015-2017

## Our Vision

Bulldogs, the family Club that unites and inspires

## Our Values

• Tough • Resilient • Family

## Strategic Priorities

1. Deliver an innovative football program that delivers consistent, unmatched on-field success and nurtures local talent
2. Leverage 'the Bulldogs effect' to support harmony and social change
3. Set the benchmark for the game day and fan experience
4. Maximise the Bulldogs strong brand and the commercialisation of assets
5. Build a resilient organisation to protect and grow the Bulldogs' legacy

The following targets have been identified as a means of measuring our success:

*The Bulldogs are the most successful sporting club in Australia*

- Two grand final wins by 2019
- Top 4 finish every year in the NRL & NYC
- Top 8 finish every year in the NSW Cup
- A local junior is contracted to the top 25 squad every two years
- The Bulldogs High Performance Academy produces five NRL players by 2018
- 22 of the 25 Harold Matthews squad members are local juniors
- Club revenue is \$30million by 2020
- \$200,000 of new revenue for community programmes by 2016
- \$10million sponsorship revenue by 2018

*Our Club brings families and communities together*

- 25,000 Members by 2018
- 55% average Member game attendance by 2016
- 30,000 average game attendance per home game by 2018
- 80% member retention by 2016
- Three foreign language broadcasts by 2016
- 15 'Captains of Industry' aligned to the Club by 2016

The platform to deliver on these targets has been laid. Celebrations for the Club's 80th Anniversary, the opening of an innovative new Bulldogs Teamstore and Cafe, a new partnership with White Ribbon Australia, two NRL games to be played at Belmore Sports Ground and hosting the Grand Final replay against the Rabbitohs on Good Friday at ANZ Stadium, all present significant opportunities to showcase what we're capable of and what we stand for.



### Acknowledgements:

The Canterbury League Club continues to be a key partner of the Bulldogs and our thanks go out to Chairman Dr George Peponis and Chief Executive David Brace and the Canterbury League Club Board for their unwavering support.

We are grateful for the support of all corporate partners, in particular our major sponsor Jaycar Electronics, M&J Chickens, Easy Forex, Canterbury Clothing, Lion, Schweppes and ANZ Stadium. With your backing, we have been able to deliver a high performance programme that maximises the potential of our athletes. Your support also helps the Bulldogs meet an aspiration to make our community a better place.

We are also delighted that head coach Des Hasler extended his coaching contract with the Canterbury-Bankstown Bulldogs until the end of 2017. Given Des' outstanding record of reaching grand finals over the last eight years, we know that our football program is in excellent hands.

We would also like to thank those who ensure that our Club and our game have a healthy future - the volunteers, the officials, the schools, the supporters and the junior players. Our thanks to those we've worked with at all levels of government to improve facilities and to create opportunities to connect with the community. Thanks to the media who have shared the stories of our Club throughout the year.

We also extend thanks to all the staff, players and Board Members who go above and beyond the duties of a regular workplace to ensure we live up to our brief of being 'a family club that unites and inspires'.

In particular, thanks to our departing captain Michael Ennis who showed great leadership on and off the field during his six years with the Bulldogs. And finally, thanks to our members and fans. We are truly privileged to have such a dedicated and passionate support base. The dancing, the drumming and the spontaneous celebrations on the streets of Belmore during the Finals Series was unprecedented. Knowing how much this Club means to so many people will continue to be an inspiration as we work towards achieving our high performance goals. We are a strong club on a path to become even stronger, we look forward to working with you all to make it happen.



Ray Dib - Chairman



Raelene Castle - Chief Executive

PS: I'd like to add a final note to acknowledge our Chief Executive, Raelene Castle, on being made an Officer of the New Zealand Order of Merit for services to sport and business in the New Year Honours. I offer my congratulations to Raelene on behalf of everyone at the Bulldogs for this well-deserved honour.

*Ray Dib - Chairman*



Ray Dib (Chairman Football Club), Raelene Castle (Chief Executive), Gary Johnston (Jaycar owner), George Peponis (Chairman League Club)





# NRL Review

Whilst not finishing as they would have liked in season 2013, it was a different story in 2014 with the NRL side taking members and fans on a rollercoaster ride that ended with a Grand Final appearance. Whilst falling at the final hurdle to the South Sydney Rabbitohs, there were plenty of positives that came out of the year.

From day one of pre-season you could notice the lift in attitude from the entire squad. With them group knowing that the disappointment of season 2013 could, and would, be used as motivation for season 2014.

Throughout season 2014 the NRL side won 13 games and lost 11, finishing the regular season in seventh position. Finishing in the bottom half of the top eight earned the NRL side a trip to Melbourne for an elimination final against the Storm. In what was one of the most impressive displays of the season, the men from Belmore blew the home side off the park, 28-4. A Semi-Final match against Manly Sea-Eagles was the next hurdle and with that came a thrilling encounter that went to golden-point. After slotting a field goal over in regular time, Trent Hodkinson was again the hero when he took the same option in extra-time to give the Bulldogs an 18-17 victory. A Preliminary Final against western Sydney rivals, Penrith Panthers, was the next challenge, with a Grand Final spot up for grabs. Whilst the scoreboard read 18-12 at the end of 80 minutes, the Bulldogs seemed to be in control from the opening whistle, earning the club a second Grand Final appearance in three years. Whilst valiant in defeat, the Rabbitohs proved too strong for the Bulldogs in the Grand Final, defeating the side, 30-6, at ANZ Stadium. The side were in the match for 55 minutes before the Rabbitohs forward pack took control and ran away with the match.

A total of 27 players were used in season 2014, with a number of players making their NRL or club debut at different stages throughout the season. Corey Thompson, Moses Mbye and Lloyd Perrett all made their first appearance in the top grade, whilst Damien Cook, Pat O'Hanlon and Chase Stanley all wore the blue and white in the NRL for the first time.


While unable to bring home the grand prize, it was a season full of great moments. Some of those included:

- A convincing 42-4 victory in Round 2 against Cronulla Sharks at ANZ Stadium.
- A run of seven victories in a row, from Round 4 – Round 10.
- Three one-point victories in a row against Roosters (Rnd 5), Warriors (Rnd 6), Rabbitohs (Rnd 7). The first time it has happened in the history of rugby league.
- A 22-14 victory over the Raiders on a wet and cold Friday night in Canberra. Halves Trent Hodkinson and Josh Reynolds backed-up two days later from a tough State of Origin match.
- As mentioned earlier in the report, the three finals appearances to reach the Grand Final. After the indifferent form at the back end of the season proper, the side lifted for the big occasions.



Special mention must go to all players who gained selection in the various representative sides in 2014. Josh Morris (Australia, NSW), David Klemmer (Australia, City Origin), Josh Jackson (Australia, Country Origin), Greg Eastwood (New Zealand), James Graham (England), Tim Lafai, Reni Maitua, Frank Pritchard, Krisnan Inu (Samoa), Trent Hodgkinson, Josh Reynolds, Tony Williams (NSW), Aiden Tolman, Dale Finucane (Country Origin).

A number of players have departed the club at the end of season 2014, we thank them for their service to the club and wish them well for the future. A special mention to Michael Ennis who leaves the club after six years of service and three as captain of the club.







# 2014 BULLDOGS



**BACK ROW:** Dale Finucane, Chase Stanley, Tim Browne, Tim Lafai, Sam Ka  
**THIRD ROW:** Kayne Brennan, Trent Hodkinson, Lachlan Burr, John Sila, Jalin  
**SECOND ROW:** Josh Reynolds, Moses Mbye, Tyrone Phillips, Harlan Alaalato  
**FRONT ROW:** James Graham, Sam Perrett, Aiden Tolman, Michael Ennis (Co



# WILD DOGS SQUAD



















...siano, David Klemmer, Pat O'Hanlon, Lloyd Perrett, Tony Williams  
...e Graham, Ed Murphy, Reni Maitua, Patrick Templeman, Mitch Brown  
...a, Damien Cook, Greg Eastwood, Drury Low, Corey Thompson, David Minute, Tom Murphy  
...-Captain), Des Hasler (Coach), Frank Pritchard (Co-Captain), Josh Morris, Josh Jackson, Krisnan Inu



# NRL Regular Season Table



Position		P	W	D	L	F	A	+/-	PTS	
1		ROOSTERS	24	16	0	8	615	385	230	36
2		SEA EAGLES	24	16	0	8	502	399	103	36
3		RABBITOHS	24	15	0	9	585	361	224	34
4		PANTHERS	24	15	0	9	506	426	80	34
5		COWBOYS	24	14	0	10	596	406	190	32
6		STORM	24	14	0	10	536	460	76	32
7		BULLDOGS	24	13	0	11	446	439	7	30
8		BRONCOS	24	12	0	12	549	456	93	28
9		WARRIORS	24	12	0	12	571	491	80	28
10		EELS	24	12	0	12	477	580	-103	28
11		DRAGONS	24	11	0	13	469	528	-59	26
12		KNIGHTS	24	10	0	14	463	571	-108	24
13		WESTS TIGERS	24	10	0	14	420	631	-211	24
14		TITANS	24	9	0	15	372	538	-166	22
15		RAIDERS	24	8	0	16	466	623	-157	20
16		SHARKS	24	5	0	19	334	613	-279	14

# NRL Match Results



Round	Opponent	Venue	Result	Score
1	Broncos	ANZ Stadium	Lost	12-18
2	Sharks	ANZ Stadium	Won	42-4
3	Panthers	Sportingbet Stadium	Lost	16-18
4	Storm	nib Stadium	Won	40-12
5	Roosters	Allianz Stadium	Won	9-8
6	Warriors	Eden Park	Won	21-20
7	Rabbitohs	ANZ Stadium	Won	15-14
8	Knights	ANZ Stadium	Won	16-12
9	Dragons	ANZ Stadium	Won	38-6
10	Warriors	Waikato Stadium	Won	16-12
11	Roosters	ANZ Stadium	Lost	12-32
12	Bye			
13	Sea Eagles	Brookvale Oval	Lost	10-32
14	Eels	ANZ Stadium	Lost	12-22
15	Raiders	GIO Stadium	Won	22-14
16	Bye			
17	Sea Eagles	ANZ Stadium	Won	23-16
18	Storm	AAMI Park	Won	6-4
19	Wests Tigers	ANZ Stadium	Lost	18-46
20	Cowboys	ANZ Stadium	Lost	12-20
21	Panthers	ANZ Stadium	Lost	16-22
22	Broncos	Suncorp Stadium	Lost	10-41
23	Eels	ANZ Stadium	Won	18-16
24	Wests Tigers	ANZ Stadium	Won	30-10
25	Rabbitohs	ANZ Stadium	Lost	14-21
26	Titans	Cbus Super Stadium	Lost	18-19
Finals Series				
EF	Storm	AAMI Park	Won	28-4
SF	Sea Eagles	Allianz Stadium	Won	18-17
PF	Panthers	ANZ Stadium	Won	18-12
GF	Rabbitohs	ANZ Stadium	Lost	6-30



# NRL Player Statistics



Player	Games	Tries	Goals	Field Goals	Points
Harlan Alaalatoa	1	0	0	0	0
Mitch Brown	24	10	0	0	40
Tim Browne	19	0	0	0	0
Damien Cook	2	0	0	0	0
Greg Eastwood	24	4	0	0	16
Michael Ennis	27	4	1	1	19
Dale Finucane	27	1	0	0	4
James Graham	28	5	0	0	20
Trent Hodgkinson	25	5	68	4	160
Krisnan Inu	7	2	6	0	20
Josh Jackson	28	5	0	0	20
Sam Kasiano	14	3	0	0	12
David Klemmer	23	1	0	0	4
Tim Lafai	25	14	4	0	64
Drury Low	5	3	0	0	12
Reni Maitua	13	1	0	0	4
Moses Mbye	9	0	0	0	0
Josh Morris	19	3	0	0	12
Pat O'Hanlon	12	0	0	0	0
Lloyd Perrett	8	0	0	0	0
Sam Perrett	24	3	0	0	12
Frank Pritchard	10	1	0	0	4
Josh Reynolds	19	2	0	1	9
Chase Stanley	9	5	0	0	20
Corey Thompson	25	10	0	0	40
Aiden Tolman	22	2	0	0	8
Tony Williams	27	4	0	0	16





Top Try Scorer

**TIM LAFAI**





# NSW Cup Review

2014 was another tough year with results for NSW Cup. The year was mixed with a few excellent wins where the consistency of application needed was shown, this was a great sign with the very young roster that was often on the field.

There were many games throughout the year where more experienced teams taught us a lesson on how to win at this level with high completions and building pressure to force mistakes, which was a tough learning experience for us all.

There were a few games where the players did everything right in preparation, application and competed at every contest and deserved a better result, none more so than the Wentworthville game in Round 23.

A great appreciation must go to Damien Cook and Harlan Alaalatoa, as senior players of this young group who week in and week out lead our young team in a truly professional manner. The young team filled with very good NYC players from the last few years had a great learning experience playing at this open age level and will be better for the hard year they have just played in.



In a great sign for the club, the emergence of quality players such as Levi Dodd and Lindon McGrady added a flair and spark to our play and Lloyd Perrett and Makahesi Makatoa played plenty of tough footy in the middle against some very experienced and strong packs of forwards.

A special thanks to all staff of the NSW Cup team who maintained a positive and great atmosphere with the boys ensuring the best performance possible. Also a thankyou to our very loyal supporters who continually support all grades of our club, your familiar faces and encouragement is greatly appreciated by staff and players.

Lastly, a thank you to the players departing our great club, in particular Lachlan Burr and Harlan Alaalatoa who have given many years of great service and formed lasting friendships with all of us here, good luck on your rugby league journey.

Andy Patmore  
NSW Cup Coach





# NSW Cup Player Statistics
















Player	Games	Tries	Goals	Field Goals	Points
Harlan Alaalatoa	19	2	1	0	10
Steve Azzi	12	0	0	0	0
Chris Binge	16	2	3	1	15
Kayne Brennan	24	8	0	0	32
Lachlan Burr	19	2	0	0	8
Brad Clark	20	0	0	0	0
Damien Cook	17	2	0	0	8
Brock Cope	1	0	0	0	0
Levi Dodd	20	9	0	0	36
Greg Eastwood	1	0	0	0	0
Adam Elliott	4	2	0	0	0
Luke Ferry	2	0	0	0	0
Danny Fualalo	14	1	0	0	4
Sam Gerrey-Burgess	1	0	0	0	0
Jaline Graham	23	9	0	0	36
Jordan Hall	4	0	0	0	0
Krisnan Inu	6	1	3	0	10
Tupou longi	3	0	0	0	0
Robbie Kamoto	1	0	0	0	0
Sam Kasiano	4	0	0	0	0
Tim Lafai	1	0	0	0	0
Shaun Lane	2	0	0	0	0
Djujan Liolevave	1	1	0	0	4
Drury Low	14	5	0	0	20
Reni Maitua	10	1	0	0	4
Makahesi Makatoa	24	4	0	0	16
Nathan Massey	7	0	0	0	0
Moses Mbye	7	1	0	0	4
Lindon McGrady	15	5	1	0	22
David Minute	20	12	0	0	48
Ed Murphy	20	4	0	0	16
Patrick O'Hanlon	8	0	0	0	0
Aaron Penne	4	0	0	0	0
Lloyd Perrett	12	5	0	0	20
Tyrone Phillips	22	12	0	0	48
John Sila	1	1	0	0	4
Jamie Stanley	4	0	0	0	0
Tautalatasi Tasi	2	2	0	0	8
Patrick Templeman	20	6	53	2	132
Corey Thompson	1	2	0	0	8
Sione Tovo	2	0	0	0	0



# NSW Cup Table



Position			P	W	D	L	F	A	+/-	PTS
1		PANTHERS	26	20	0	4	754	431	323	44
2		KNIGHTS	26	15	0	9	695	548	147	34
3		MAGPIES	26	15	0	9	718	659	59	34
4		CUTTERS	26	13	2	9	656	496	160	32
5		MOUNTIES	26	14	0	10	692	535	157	32
6		WESTS TIGERS	26	14	0	10	621	560	61	32
7		ROOS	26	13	0	11	506	556	-50	30
8		WARRIORS	26	12	1	11	549	510	39	29
9		SHARKS	26	12	0	12	623	591	32	28
10		JETS	26	11	1	12	605	656	-51	27
11		BULLDOGS	26	6	2	16	529	659	-130	18
12		SEA EAGLES	26	6	0	18	478	795	-317	16
13		BEARS	26	2	0	22	412	842	-430	8





# NYC Review

Season 2014 won't be remembered as one of the most successful for the young pups after struggling through a year where they could only register three wins. It was a year filled with many injuries to key players and also the use of a number of under-age players.

The pre-season commenced with a number of players showing plenty of promise. A number of the group including Adam Elliott, Shaun Lane, Brock Cope, Denzel King and Danny Fualalo were returning for their second season and were touted as the leaders who would show the way for the younger brigade. Unfortunately Elliott, Lane, Fualalo and King were all struck down with major injuries at different stages of the season, which brought about a lack of consistency with the side that ran out each week to play.

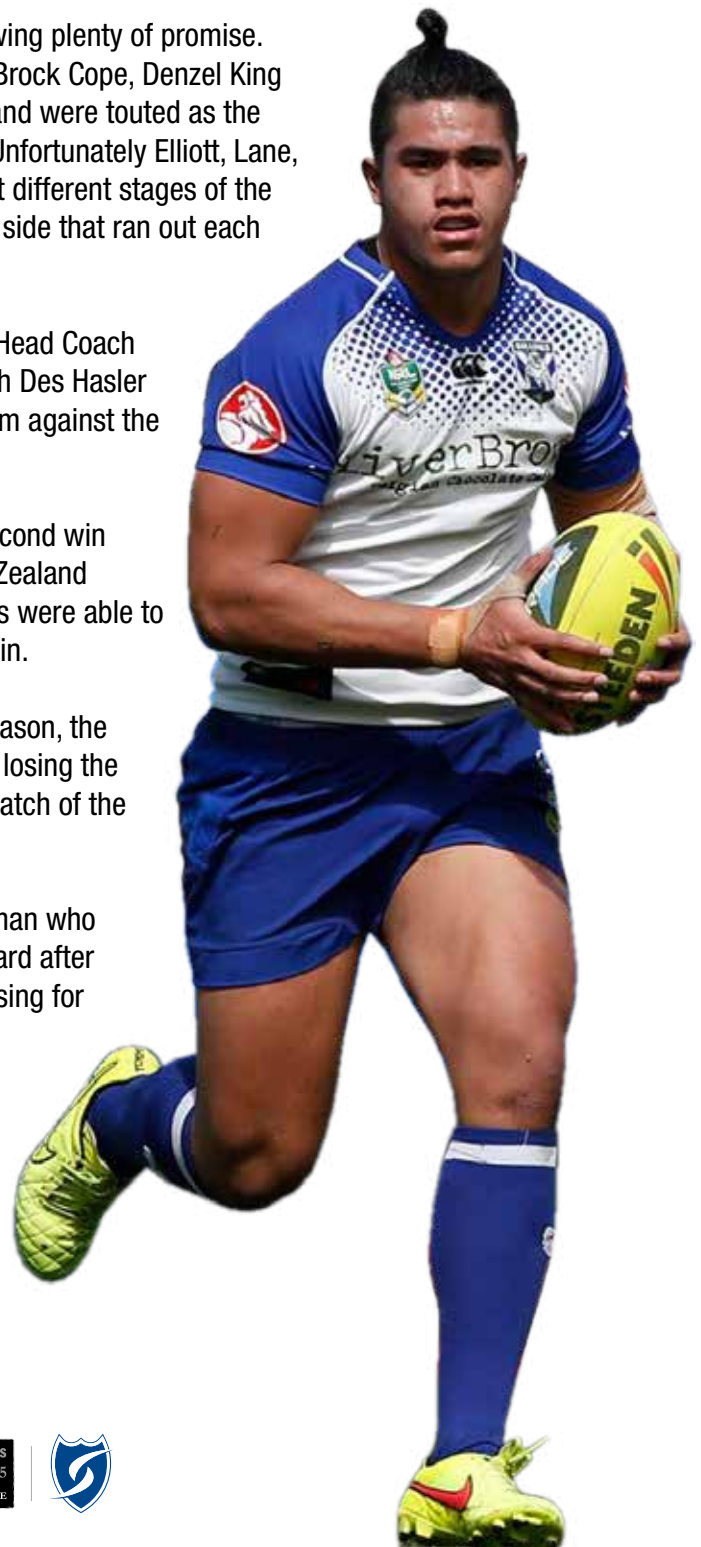
Former Assistant Coach Scott Murray was promoted to the Head Coach role in Round 3 after a coaching restructure from NRL Coach Des Hasler and after registering a win in his first appearance at the helm against the Panthers, it was a real tough period that followed.

A run of six losses followed the Round 3 victory, with the second win for the season coming against the eventual Premiers, New Zealand Warriors, over in Hamilton. In an exciting match the Bulldogs were able to slot a field goal over in the dying moments to register the win.

After what they thought was a tough period earlier in the season, the young pups learnt quickly what it takes to play at this level, losing the next 13 matches before salvaging some pride in the final match of the season against the Gold Coast Titans.

Back rower come centre Renouf To'omaga was the young man who took home the Hazem El Masri – NYC Player of the Year Award after a consistent year that saw him make 22 appearances, crossing for six tries.

All the staff and players are well aware that season 2014 was not up to the usual high standard that the club sets and the entire group will be back and ready to make improvements for season 2015.







# NYC Player Statistics

















Player	Games	Tries	Goals	Field Goals	Points
Ali Allouche	1	0	0	0	0
Tom Backhouse	9	0	0	0	0
Josh Bergamin	4	1	0	0	4
Brock Cope	20	4	0	0	16
Brendan Cox	17	3	19	0	50
Jack Creighton	11	2	0	0	8
Adam Elliott	11	3	0	0	12
Herman Ese'ese	15	4	1	0	18
Danny Fualalo	10	4	0	0	16
Sam Gerrey-Burgess	11	2	0	0	8
Tyrone Gorman	3	1	0	0	4
Guy Hamilton	13	1	8	0	20
Royce Hunt	7	1	0	0	4
Marcus Jensen	1	0	0	0	0
Jake Kamire	24	2	0	0	8
Robbie Kamoto	21	8	0	0	32
Brad Keighran	18	1	33	1	71
Denzel King	10	1	0	0	4
Kyle Krisanski-Kennedy	9	4	0	0	16
Shaun Lane	17	6	0	0	24
Tuuta Langi	6	0	0	0	0
Djuvan Liolevave	21	13	0	0	52
Brandon Luamanu	20	1	0	0	4
Darcy Maroske	14	0	0	0	0
Chad McGill	6	0	0	0	0
Avia Minute	1	0	0	0	0
Marcelo Montoya	9	3	0	0	12
Charles Moreton	3	0	0	0	0
Michael Morgan	19	8	0	0	32
David Murphy	2	1	0	0	4
Aaron Penne	7	6	0	0	24
Tyrone Phillips	1	0	0	0	0
Sam Seau	2	1	0	0	4
Alex Sorge	10	4	0	0	16
Tautalatasi Tasi	14	9	0	0	36
Renouf To'omaga	22	6	0	0	24
George Tsikrikas	10	0	0	0	0
Sonny Tupuola	4	0	0	0	0
Luke Vella	5	0	0	0	0



# NYC Table



Position			P	W	D	L	F	A	+/-	PTS
1		KNIGHTS	24	17	2	5	828	554	274	40
2		BRONCOS	24	16	1	7	688	618	70	37
3		EELS	24	16	0	8	812	576	236	36
4		DRAGONS	24	16	0	8	728	512	216	36
5		ROOSTERS	24	15	1	8	759	545	214	35
6		WESTS TIGERS	24	15	1	8	682	570	112	35
7		RABBITOHS	24	13	0	11	574	598	-24	30
8		WARRIORS	24	12	1	11	733	544	189	29
9		PANTHERS	24	12	1	11	617	552	65	29
10		SEA EAGLES	24	12	1	11	632	716	-84	29
11		STORM	24	12	0	12	532	590	-58	28
12		COWBOYS	24	8	0	16	547	795	-248	20
13		RAIDERS	24	8	0	16	595	890	-295	20
14		SHARKS	24	6	20	16	525	730	-205	18
15		TITANS	24	6	2	18	584	757	-173	16
16		BULLDOGS	24	3	0	21	523	812	-289	10





# 2014 Milestones

## Debutants

**Corey Thompson** – NRL Debut: Round 1 v Broncos (07/03/14)  
**Chase Stanley** – Bulldogs NRL Debut: Round 1 v Broncos (07/03/14)  
**Pat O'Hanlon** – Bulldogs NRL Debut: Round 1 v Broncos (07/03/14)  
**Moses Mbye** – NRL Debut: Round 8 v Knights (26/04/14)  
**Damien Cook** – NRL Debut: Round 14 v Eels (15/06/14)  
**Lloyd Perrett** – NRL Debut: Round 15 v Raiders (20/06/14)

## Milestones

**Lachlan Burr** – 100 Bulldogs games: Round 3 NSW Cup v Panthers (22/03/14)  
**Michael Ennis** – 200 NRL games: Round 5 v Roosters (04/04/14)  
**Greg Eastwood** – 150 NRL games: Round 9 v Dragons (11/05/14)  
**Tim Browne** – 100 Bulldogs games: Round 17 v Sea Eagles (04/07/14)  
**Sam Kasiano** – 100 Bulldogs games: Round 20 v Cowboys (26/07/14)  
**Sam Perrett** – 200 NRL games: Round 21 v Panthers (01/08/14)  
**Greg Eastwood** – 100 Bulldogs games: Round 23 v Eels (15/08/14)  
**Tim Lafai** – 100 Bulldogs games: Round 24 v Wests Tigers (21/08/14)  
**Greg Eastwood** – 100 Bulldogs NRL games: Round 25 v Rabbitohs (28/08/14)  
**Aiden Tolman** – 150 NRL games: Grand Final v Rabbitohs (05/10/14)

## Awards

**James Graham and Sam Perrett:** Dr George Peponis Medal – NRL Player of the Year  
**Harlan Alaalatoa:** Terry Lamb Medal – NSW Cup Player of the Year  
**Renouf To'omaga:** Hazem El Masri Medal – NYC Player of the Year  
**Moses Mbye:** Steve Mortimer Medal – Rookie of the Year  
**Josh Jackson:** Coaches Award  
**Josh Reynolds:** Les Johns Medal – Clubman of the Year  
**Trent Hodgkinson:** Peter Warren Medal – Community Service Award









# 2014 REP HONOURS







**LACHLAN BURR**

• NSW Residents



**GREG EASTWOOD**

• ANZAC Test (NZ)  
• Four Nations (NZ)



**ADAM ELLIOTT**

• U20 Origin (NSW)



**DALE FINUCANE**

• Country Origin



**JAMES GRAHAM**

• Four Nations (ENG)



**TRENT HODKINSON**

• NSW Origin



**KRISNAN INU**

• Pacific Test (SAM)



**JOSH JACKSON**

• Country Origin  
• NSW Origin (18th man)  
• Four Nations (AUS)



**DAVID KLEMMER**

• City Origin  
• Four Nations (AUS)



**TIM LAFAI**

• Four Nations (SAM)



**RENI MAITUA**

• Pacific Test (SAM)  
• Four Nations (SAM)



**JOSH MORRIS**

• ANZAC Test (AUS)  
• NSW Origin



**LLOYD PERRETT**

• U20 Origin (QLD)



**TYRONE PHILLIPS**

• U20 Origin (NSW)



**FRANK PRITCHARD**

• Four Nations (SAM)



**JOSH REYNOLDS**

• NSW Origin



**AIDEN TOLMAN**

• Country Origin



**TONY WILLIAMS**

• NSW Origin

**AUS SCHOOLBOYS:** Brandon Wakeham

**NSW U16:** Giordan Patea, Dion Solaese



# Current Player Records



Name	1st	Res	3rd	WCC	All	T	G	FG	PTS
ALAALATO, Harlan	2	119	53	0	174	9	1	0	38
ALLOUCHE, Ali	0	0	1	0	1	0	0	0	0
AZZI, Steve	0	55	18	0	73	2	0	0	8
BACKHOUSE, Tom	0	0	20	0	20	5	0	0	20
BERGIMAN, Josh	0	0	4	0	4	1	0	0	4
BINGE, Chris	0	16	0	0	16	2	3	1	15
BRENNAN, Kayne	0	24	0	0	24	8	0	0	32
BROWN, Mitch	48	6	0	0	54	24	0	0	96
BROWNE, Tim	70	10	22	0	105	8	0	0	32
BURR, Lachlan	1	42	73	0	116	17	1	0	70
CLARK, Brad	0	20	0	0	20	0	0	0	0
COOK, Damien	2	17	0	0	19	2	0	0	8
COPE, Brock	0	1	20	0	21	4	0	0	16
COX, Brendan	0	0	17	0	17	3	18	0	48
CREIGHTON, Jack	0	0	35	0	35	6	0	0	24
DODD, Levi	0	20	0	0	20	9	0	0	36
EASTWOOD, Greg	105	2	0	0	107	11	0	0	44
ELLIOTT, Adam	0	4	30	0	34	9	0	0	36
ENNIS, Michael	136	0	0	0	136	16	2	1	69
ESE'ESE, Herman	0	0	36	0	36	8	1	0	34
FERRY, Luke	0	2	0	0	2	0	0	0	0
FINUCANE, Dale	65	11	70	0	146	18	0	0	72
FUALALO, Danny	0	14	55	0	69	12	0	0	48
GERREY-BURGESS, Sam	0	1	11	0	12	4	0	0	16
GORMAN, Tyron	0	0	3	0	3	1	0	0	4
GRAHAM, James	72	0	0	0	72	7	0	0	28
GRAHAM, Jaline	0	23	41	0	64	21	13	0	110
HALL, Jordan	0	4	0	0	4	0	0	0	0
HAMILTON, Guy	0	0	13	0	13	1	8	0	20
HODKINSON, Trent	73	9	0	0	82	13	164	10	390
HUNT, Royce	0	0	7	0	7	2	0	0	8
INU, Krisnan	40	6	0	0	46	17	77	2	224
IONGI, Tupou	0	3	0	0	3	0	0	0	0
JACKSON, Josh	65	14	54	0	133	30	0	0	120
JENSEN, Marcus	0	0	1	0	1	0	0	0	0
KAMIRE, Jake	0	0	24	0	24	1	0	0	4
KAMOTO, Robbie	0	2	35	0	37	9	0	0	36
KASIANO, Sam	70	10	22	0	102	20	0	0	80
KEIGHRAN, Brad	0	0	18	0	18	1	34	1	73
KING, Denzel	0	0	17	0	17	1	0	0	4
KLEMMER, David	27	3	28	0	58	7	0	0	28
KRISANSKI-KENNEDY, Kyle	0	0	9	0	9	4	0	0	16
LAFAI, Tim	54	20	32	0	106	56	52	0	328
LANE, Shaun	0	2	38	0	40	11	0	0	44
LANGI, Tuutu	0	0	6	0	6	0	0	0	0
LIOLEVAE, Dujuan	0	1	47	0	48	29	0	0	116
LOW, Drury	9	42	0	0	51	30	0	0	120
LUAMANU, Brendan	0	0	20	0	20	1	0	0	4
MAITUA, Reni	113	58	2	1	174	37	0	0	148
MAKATO, Makahesi	0	34	5	0	39	4	0	0	16
MAROSKE, Darcy	0	0	14	0	14	0	0	0	0
MASSEY, Nathan	0	19	34	0	53	24	0	0	96
MBYE, Moses	9	16	49	0	74	31	1	0	126
McGILL, Chad	0	0	6	0	6	1	0	0	4
McGRADY, Linton	0	15	1	0	16	8	1	0	34
MINUTE, Avia	0	0	1	0	1	0	0	0	0
MINUTE, David	0	21	46	0	67	29	1	0	118
MONTOYA, Marcelo	0	0	9	0	9	3	0	0	12
MORETON, Charles	0	0	3	0	3	0	0	0	0
MORGAN, Michael	0	0	24	0	24	11	0	0	44
MORRIS, Josh	128	2	0	0	130	72	0	0	288
MURPHY, David	0	0	2	0	2	1	0	0	92
MURPHY, Ed	0	44	49	0	93	23	0	0	4

Name	1st	Res	3rd	WCC	All	T	G	FG	PTS
O'HANLON, Pat	12	8	0	0	20	2	0	0	8
PENE, Aaron	0	4	7	0	11	6	0	0	24
PERRETT, Lloyd	8	0	0	0	61	26	0	0	104
PERRETT, Sam	61	12	28	0	48	16	0	0	64
PHILLIPS, Tyrone	0	22	1	0	23	12	0	0	48
PRITCHARD, Frank	79	0	0	0	79	12	0	0	48
REYNOLDS, Josh	79	39	21	0	139	56	118	1	461
SEAU, Sam	0	0	2	0	2	1	0	0	4
SILA, John	0	19	33	0	52	53	0	0	212
SORGE, Alex	0	0	10	0	10	4	0	0	16
STANLEY, Chase	9	0	0	0	9	5	0	0	20
STANLEY, Jamie	0	4	0	0	4	0	0	0	0
TASI, Tautalatasi	0	2	14	0	16	11	0	0	44
TEMPLEMAN, Patrick	0	21	32	0	53	31	189	5	507
THOMPSON, Corey	25	15	0	0	40	23	2	0	96
TOLMAN, Aiden	96	0	0	0	96	5	0	0	20
TO'OMAGA, Renouf	0	0	33	0	33	8	0	0	32
TOVO, Sione	0	2	0	0	2	0	0	0	0
TSIKRIKAS, George	0	0	10	0	10	0	0	0	0
TUPUOLA, Sonny	0	0	4	0	4	0	0	0	0
VELLA, Luke	0	0	6	0	6	0	0	0	0
WILLIAMS, Tony	50	0	0	0	50	9	0	0	36









# Junior Representative Report

## Harold Matthews Cup



The Bulldogs Harold Matthews Cup side, after a slow start, played to their potential and made it through to the grand final qualifier. They were beaten 14-10 by the eventual premiers, Newcastle, in an exciting game of Rugby League that was in the balance until full-time. Congratulations to Giordan Patea who was named player of the year. Dion Solaese and Patea were also named in the NSW Under 16 team, whilst Brandon Wakeham made the Australian Schoolboy team.

With a number of the squad part of the Bulldogs Youth High Performance Program, expectations are high that a number of players will progress through the development system into SG Ball.



**Giordan Patea**  
2014 Player of the Year

### 2014 HAROLD MATTHEWS CUP RESULTS

Round 1 vs Canberra (Lost 20-10)  
Round 2 vs Penrith (Lost 14-10)  
Round 3 vs Balmain (Draw 8-8)  
Round 4 vs South Sydney (Won 26-22)  
Round 5 vs Newcastle (Lost 22-20)  
Round 6 vs Sydney Roosters (Draw 16-16)  
Round 7 vs Sharks (Won 28-22)  
Round 8 vs North Sydney (Won 68-0)  
Round 9 vs Central Coast (Won 58-0)  
Final Week 1 vs Manly (Won 26-6)  
Final Week 2 vs Balmain (Won 20-16)  
Final Week 3 vs Newcastle (Lost 16-10)





# Junior Representative Report

## SG Ball Cup



Two words sum up our SG Ball season; 'disappointment' and 'frustration'. This side trained hard all summer and shaped as a very competitive team, unfortunately though injury took its toll before round one and did not let go. By round five they had ten players missing. Despite the disappointment as to where they finished in 2014, the effort and courage shown by this team week was exemplary.

Congratulations to Darcy Maroske and Jordan Lemalu who were named joint players of the year.

The club can look forward positively as a number of the squad graduate to NYC Under 20's.



**Darcy Maroske**  
2014 Player of the Year

**Jordan Lemalu**  
2014 Player of the Year

### 2014 SG BALL CUP RESULTS

Round 1 vs Canberra (Lost 24-16)  
Round 2 vs Penrith (Draw 36-36)  
Round 3 vs Balmain (Lost 19-18)  
Round 4 vs South Sydney (Lost 50-18)  
Round 5 vs Newcastle (Lost 40-6)  
Round 6 vs Sydney Roosters (Lost 30-6)  
Round 7 vs Sharks (Lost 26-6)  
Round 8 vs North Sydney (Lost 24-18)  
Round 9 vs Central Coast (Draw 20-20)







# Junior League

## Report

Congratulations to all clubs participating in this year's SCC and district grand finals and to those who achieved premierships for their age groups.

Additional congratulations to all players, through to the coaching staff, their club committees and supporters.

Many thanks to the Management Committee of CBDJRL – Steve Ghidini, Mitchell Raimona, Gary Williams, George Backhos and Lindsay Roach for their assistance. They have been assisting the Executive Committee and steering us in the right direction so that our association is stronger and once again the envy of other districts and codes.

CBDJRL Inc. would not be in existence if not for the financial support given from the Canterbury-Bankstown Bulldogs RLFC. I would like to thank CBDRL for their support, from myself and all participating junior clubs. During April of this year, we had a review carried out at the request of the senior club's Board of Directors. This was conducted by the well-respected Greg Mitchell as an independent consultant looking at reviewing governance and operations of the Junior Club. The items of reference were:

- The governance model
- Are the competitions effectively managed
- Are the clubs happy with the governance and leadership of the competition
- Are there clear and well communicated pathways for players, coaches and referees

As a result of this review, the governing body excelled in ticking those boxes. As with any review, there is always room for improvement and I look forward to implementing these changes in the coming years.

I would like to thank Ray Dib, Raelene Castle and fellow Board Members for their support of the Junior League, also Football Manager Alan Thompson and Development Officer Jim Whitney for their contribution and attendance at meetings.

As in previous years, having our junior players achieve first grade status with the senior club – acknowledgement is due. Congratulations to David Klemmer who was a Chester Hill Hornets junior, for his selection in the Bulldogs first grade side. He also went on to represent City and also Australia in the Kangaroos tour at the end of season 2014.

On what I believe to be of most importance to CBDJRL, is that the 2015 Harold Matthews Cup side shall consist of a minimum of 22 local juniors of the 25 player squad. This shows the high standard of players and coaching within our district. Congratulations to those players and their clubs on their achievements. The effect of all coaches in our association having certifiable qualifications can be seen, and this has had a positive outcome on the skill level of the players.

The behaviour of players, officials and supporters is generally in good sport, but on a downside there are individuals that insist on unruly behaviour that will drive players, officials and supporters from Rugby League. Individuals during the 2014 season, who were officials, have been punished with very lengthy suspensions from NSW Junior Rugby League and this unacceptable behaviour will not be tolerated.

To the Canterbury Bankstown Referees Association – I would like to pass on positive feedback which was received from supporters both in the local district and in the Sydney Combined Competition. It has been noticed that refereeing is of a high standard and this has been done with consistency and common sense. Because of this, the greatest game of all has been allowed to flow while being kept in control. Well done to your referees and the Junior League appreciate the effort that has been put in place to achieve this.

Awards and highlights of the 2014 season:

1. Club of the Year – Greenacre Tigers
2. Junior Club of the Year – Bankstown Sports
3. Senior Club of the Year – St Johns Eagles
4. Club Champion – St Johns Eagles
5. Volunteer of the Year – Matt Cogger - Regents Park  
also to Dave Christensen – Moorebank Rams
6. The 'Karen Folkes Award' for outstanding contribution  
by a female in Rugby League – Kim Archer
7. Junior League Appreciation Award – Yvette Hassarati
8. Berala Bears club celebrated their 50th year

Congratulations go to them all for their achievements.  
I hope everyone had a great Christmas break and are  
now ready for the 2015 season.

Wayne Oxford  
*President*

#### GRAND FINAL RESULTS 2014

Age/Division	Premiers	Runners Up
1st Gde	Penshurst RSL 30	St George Dragons 6
2nd Gde	Renown United 24	Arncliffe Scots 6
3rd Gde	Minto Cobras 28	Riverwood Legion 24
19 D1	Coogee Randwick 16	Bankstown Bulls 14
19 D2	Penshurst RSL 10	East Hills 4
17 D1	Mascot 22	St George Dragons 20
17 D2	Ingleburn RSL 17	Earlwood Saints 22
17 D3	Bondi United 32	Moorebank Rams 8
16 D1	Dundas Shamrocks 26	Clovelly Crocs 10
16 D2	East Hills 22	Renown United 20
16 D3	Clovelly Crocs 42	Earlwood Saints 16
15 D1	Matraville Tigers 14	Holy Cross Rhinos 12
15 D2	Berala Bears 20	Maroubra 4
15 D3	Mascot 22	Dundas Shamrocks 6
14 D1	Bankstown Sports 6	Mascot 4
14 D2	Botany Rams 14	Hurstville United 12
14 D3	Five Dock RSL 32	Renown United 28
14 D4	South Eastern 8	Leichhardt Wanderers 4
13 D1	Bankstown Sports 20	Bankstown Bulls 8
13 D2	Berala Bears 16	Bankstown Bulls 4
13 D3	Bankstown Sports 16	East Hills 12
12 D1	Bankstown Sports 6	Bankstown Bulls 0
12 D2	Greenacre Tigers 18	Chester Hill 10
11 D1	Bankstown Sports 22	St Johns Eagles 18
11 D2	Greenacre Tigers 28	Bankstown Sports 0
11 D3	Bankstown Bulls 30	St George Dragons 6
10 D1	St Johns Eagles 30	Greenacre Tigers 0
10 D2	Moorebank Rams 18	St Johns Eagles 0
10 D3	Moorebank Rams W 30	Milperra Colts 12
9 D1	Bankstown Sports 18	Greenacre Tigers 6
9 D2	Moorebank Rams 30	Bankstown Bulls 10
9 D3	Bass Hill Broncos 32	St Christophers 16







# Membership Review

The 2014 season was a challenging one from a Membership perspective, with only small growth in Member numbers, but an increase in Membership revenue and yield.

As well as retaining 65% of 2013 Members, an additional 6,033 new Members were welcomed on board. Income from Memberships totalled \$1.7m (ex GST) for the year.

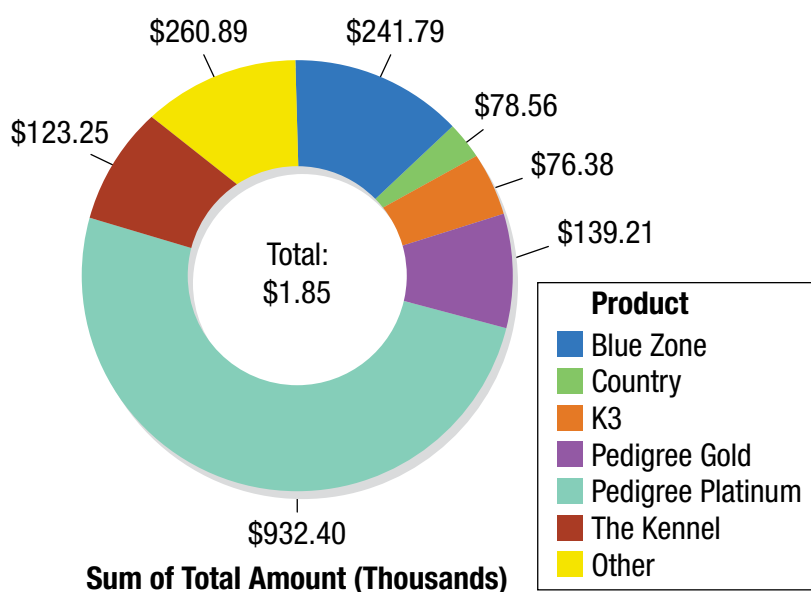
In 2014 the significant change to the model of reserved seating Memberships made in 2013 was continued, with an additional two bays on the East and West of ANZ Stadium re-categorised as Platinum seating. These changes saw an increase in yield in the reserved seat Memberships.

The popularity of the Platinum Membership decreased slightly with more people leaning towards flexible and mini packages.

Our strategy to continue to grow our interstate and international markets saw a high take up of our ACT, Victorian, Queensland and New Zealand packages. Whilst for the very first time, we proudly had over 200 WA Members join our family.

The program reached 15,203 Members, the first time the 15,000 mark had been reached in the Club's history. This was a 7% increase from 2014 and was the 6th successive year of significant increases. This puts us on a path to aim for 20,000 Members in the near future and to help support the NRL's game-wide strategy of 400,000 Members by 2017.

## SEASON REVENUE BY PACKAGE



There has been a 147% increase in Membership revenue generated over the 2010-2014 five year period and we will aim to continue to increase this to be invested back into the Club.

Membership community engagement continues to be a focus for the Club. Member Events ranged from the Members' Christmas Party in December, Member Day in July, Sunday Member after match functions, WA open training and the Queensland Member signing session before our match against the Broncos. In addition, Platinum Plus Members attended a pre-Member Day function and a special State of Origin event viewing experience at Belmore Sports Ground.



The continued strength of the 18 Membership branding was proven by the number of nominations each week for the 18 Member of game jersey presentation. We also were pleased with the large number of Rookie (1st Year Members) nominations.

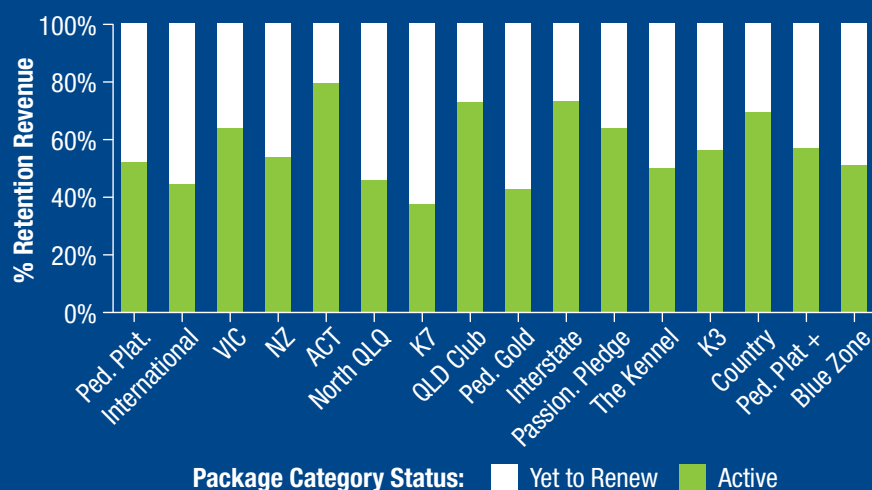
Round	18th Member	Rookie of the Week
1	Norma Simonsen	Vincent Murphy
2	Marie Watson	Eli & Simon Woodley
4	Tony Duchenne	Lauren Field
8	Amelia Tripodina	Glenn Harris
10	Gary Stokes	Dion James
11	Moustafa Ardati	Scott Davidson
14	Judith Macri	Hassan Bazaz
17	Emile El-Azar	John Johnson
20	Grant Wright	Stan Kasadelis
21	Garry Dobson	Amanda Micheli
24	Alan Madden	Joseph Norman
25	Michael Vaccarella	Claudia Calderari



Member Moustafa Ardati receives his 18 jersey in Round 11 at ANZ Stadium.

With 65% of 2013 Members renewing for 2014, we were left with a churn rate of 35%. Of the churned Members the vast majority are made up of General Admission and Supporter package Memberships. However the number of Platinum and Gold Members a part of the 35% was proportionately higher in 2014 and something we have already aimed to address for 2015. 2015 will see the introduction of even further flexible packages across all seating categories to ensure that Members can choose a package offering the right number of games to suit their lifestyle.

## 2013 RETENTION BY PACKAGES



I would like to sincerely thank all those who became Members in 2014. Those who proudly live by the creed Together. Forever and are always willing to say they are #proudtobeabulldog. I hope to see all you Born & Bred Members in 2015 as we celebrate that we are 80 Years Proud.



# Canterbury

## EVOLVING FOR THE FUTURE

**After significant planning Canterbury is set to commence the largest development ever undertaken at the Club. The entire project is expected to take approximately three and a half to four years to complete and will be staged to ensure that there is minimal disruption to Members & Guests. Following is an overview of the development.**

### ARRIVE IN COMFORT

The first stage of the official redevelopment is expected to commence in early March with works focussing on excavating and building the new 450 space underground car park at the front of the Club.

### BUILDING A FOUNDATION FOR THE FUTURE

To ensure that Canterbury can deliver not only this project but future projects, it is necessary to upgrade the Club's ageing infrastructure. Work will include the construction of a large central underground loading dock, the construction of a large underground production kitchen and a smaller production kitchen under Flame Pizza + Grill.

### AN ICONIC DINING DESTINATION

One of the major focusses of the development is the improvement of the Club's dining offering for Members. This will include the construction of new outlets as well as an expansion of some of our existing restaurants.

A new 24 hour casual dining restaurant will be constructed on the ground floor of the Northern Wing of the Club between reception and Flame Pizza + Grill. This restaurant will serve a range of cook to order meals and will seat approximately 200 people in a mixture of internal, outdoor and lounge seating areas. This restaurant will also act as the Club's main café offering.

### ENTERTAINMENT FOR EVERYONE

Canterbury's commitment to provide quality entertainment to Members will be reaffirmed with the construction of a new showroom on level 1. The new showroom will be designed to provide a number of seating configurations such as table and theatre style and will have approximately twice the capacity of the existing Paragon Room. This will enable the Club to attract higher calibre performers than we are presently able to with our small capacity room.

### ENJOY THE COMPANY OF FRIENDS & FAMILY

One of the areas missing from Canterbury in recent years is a main central bar and lounge for Members to meet up over a drink or two and enjoy some casual entertainment. With the construction of a new purpose built show room on level 1, the existing Paragon Room will be opened up and converted into a new lounge and bar, with a new outdoor area to be constructed at the end of the room. Above the new 24 hour casual dining restaurant, an intimate new 'cocktail' style bar will be built. This exclusive and stylish space will have small internal and outdoor lounges with a range of premium beverages.

### FOLLOW THE PROGRESS

You can keep up-to-date with all the latest construction news by following Canterbury online or our Facebook and Twitter pages.

### Follow Canterbury

 [CanterburyLeaguesClub](#)  [@Canterbury\\_LC](#)

**ARTIST IMPRESSIONS**  
of Canterbury's redevelopment





# — CELEBRATE — WITH CANTERBURY



**PRIVATE FUNCTION ROOMS AVAILABLE FOR**  
WEDDINGS | CHRISTENINGS | SPECIAL OCCASIONS | CORPORATE FUNCTIONS  
FOR MORE INFORMATION VISIT [CANTERBURY.COM.AU](http://canterbury.com.au) OR CALL 9704 7777



---

PROUD  
PARTNER OF THE  
**CANTERBURY  
BANKSTOWN  
BULLDOGS**

---

3 AWARD WINNING  
RESTAURANTS  
2 COFFEE SHOPS  
3 BARS  
24 HOUR HEALTH CLUB

CANTERBURY LEAGUE CLUB • 26 Bridge Road Belmore NSW 2192 • 9704 7777 • [canterbury.com.au](http://canterbury.com.au)

*Canterbury*



Follow us





# Partnership & Sponsorship

The overall success of the Corporate Partnership program is bolstered by the ongoing support of the corporate community. Over 128 businesses partnered with the Bulldogs Corporate Partnership network in 2014, in addition to our Major Sponsors, and were part of a season that saw the Club contest its second Grand Final in three seasons.

2014 saw continued growth of the program, with a 43% increase in revenue recorded since 2012. This continued expansion has resulted in an average corporate attendance at Bulldogs home matches increasing to over 800 guests per match across the club's six match day facilities. The Players Club, 50m Line Club and Private Suite packages were sold out prior to the commencement of the season.

Our Corporate event numbers also continue to grow, and due to the overwhelming popularity of our annual community golf day, two tee-off times were scheduled and sold out. New South Wales concluded eight years of dominance in the State of Origin by Queensland, and the club hosted a record 610 clients at our Game 2 function held at Allphones Arena. The Bulldogs annual Grand Final function was boosted by the on-field success of our team, and over 590 corporate guests attended our Grand Final function.

With the overall department growth, the Bulldogs now boast the most comprehensive partnership department in the NRL. The Corporate team now consists of seven full-time staff who are dedicated to providing our partners with quality match day and networking experiences throughout the season.



# Bulldogs most watched in 2014

2014 was a successful year on the field for the Canterbury-Bankstown club with the NRL side finishing as runners-up after a Grand Final loss to the Rabbitohs, but it was also off the field where the Bulldogs business was kicking goals.

A report released late last year from Repucom showed that the Bulldogs were the second most watched sporting team in Australia, across the four football sporting codes (NRL, AFL, A-League & Super 15s). The sporting team who came in first place was the Hawthorn Hawks, who play in the AFL competition.

In total, close to 25 million watched the Bulldogs games throughout season 2014 and of those, 23 million watched via 'free to air' television broadcasts. This figure was by far the highest of all the teams competing amongst the four codes.

The Bulldogs Sponsorship team are focused on delivering strong results for our valued partners, on the back of the record television audience the Bulldogs received, our major sponsors also enjoyed a record amount of brand exposure over free-to-air television, pay television, print media and digital channels.


Bulldogs major sponsor Jaycar Electronics received the most television exposure of all major sponsors across all four codes, and were the only NRL sponsor featured in the top five. While apparel partner, Canterbury Clothing, received the third highest amount of exposure among NRL teams.





# BULLDOGS

## in the community



Bulldogs in the Community enjoyed another strong year in 2014, donating over \$100,000 to community and charitable organisations. Bulldogs players, Sapphires and staff gave over 1,200 hours of their time interacting with the community and provided more than 1,800 “money can’t buy” game day and training experiences to special guests and supporters who have fallen on hard times.

### HODKINSON KICKS PERSONAL GOAL

Trent Hodkinson made his mark as a community ambassador this year with the launch of his kicking tee initiative. Dedicating his kicking tee each game to a worthy recipient, Trent presented 22 people in need with their personalised tee and a signed photo to lift their spirits. This initiative, along with his dedicated support of the RSPCA, saw Trent awarded the Ken Stephen Medal for his outstanding contribution to the community.



### IT AIN'T WEAK TO SPEAK

Bulldogs in the Community extended its mental health awareness program by joining the PPP4SPA fundraiser in aid of Suicide Prevention Australia. Bulldogs players, Sapphires and staff attended the PPP4SPA event in Maroubra before holding our own treadmill run for the duration of the Round 17 game against Manly. In the local community, the Bulldogs proudly launched our local council's “Canterbury Cares” mental health awareness month and players Josh Jackson, Dale Finucane and Reni Maitua continued their great ambassador work promoting the message that “it’s not weak to speak”. In 2014, the Bulldogs contributed close to \$30,000 to beyondblue and Suicide Prevention Australia.



### BULLDOGS IN HARMONY

The Bulldogs celebrated our culturally diverse community in 2014 with the commencement of the “In League In Harmony” (ILIH) program in Canterbury-Bankstown district schools. Delivered in conjunction with the NRL, the seven week social inclusion program engaged students through the game of rugby league and delivered the core message of acknowledging and appreciating the cultural similarities and differences that exist in schools and the wider community. At the conclusion of the program, participating schools formed teams to play league tag at the ILIH Festival and had the opportunity to play against former players such as Bulldogs legend Hazem El-Masri. Two students from each school were then announced as ILIH ambassadors and invited to the NRL to participate in a leadership workshop.

# Key Statistics in 2014

- \$108,400 funds given to charities
- 335 Club Community appearances
- 1,231 hours spent in the community
- Visited 110 local schools

## WOMEN AS LEADERS

Members and fans were invited to nominate women of the Canterbury-Bankstown district who have made outstanding contributions to rugby league to receive the honour of the Karen Folkes Award. A number of fantastic women were nominated, with the winner Kim Archer recognised for her dedicated work with the Canterbury-Bankstown Referees Association, which includes a 22-year stint with the organisation. Kim was flown to New Zealand ahead of our Hamilton game and honoured at the inaugural Bulldogs Women as Leaders cocktail event at Waikato Stadium. Kim was joined by members of Waikato Bay of Plenty Magic netball team and the Auckland Warriors. Money raised during the event was donated to the Te Whakaruruhau Women's Refuge.

## BULLDOGS HOST MINI SPECIAL OLYMPICS

The second annual Bulldogs Mini Special Olympics held at Belmore Sports Ground, with Special Olympic athletes invited to compete in teams alongside Bulldogs players and staff. The events of relay, obstacle course, bowls and pass the ball were fiercely contested and enjoyed by all. Young Special Olympian Oscar stole everyone's hearts and won the honour of tossing the coin before the Round 25 clash against the Rabbitohs.

## WORKING TOGETHER

Bulldogs in the Community teamed up with Bulldogs corporate partners to extend a helping hand to those in need. Gary Johnston of Jaycar displayed enormous generosity once again, donating \$75,000 towards the Rise 4 Alex Foundation and to assist in the rehabilitation of Bulldogs supporter Curtis Landers, who suffered a devastating spinal injury playing league. The Bulldogs also joined in the support of Rise 4 Alex, with Trent Hodkinson dedicating his kicking tee to the cause and donating it to the foundation for auction. Curtis Landers and his family were invited by the Bulldogs to join us at VIP guests at a number of our games throughout the season.

Sponsors M&J Chickens also showed their community spirit, joining Bulldogs in the Community to construct a vegetable garden for Riverwood Public School as part of M&J Chicken's "Healthy Lifestyle competition". Special Olympics Australia also benefited from M&J Chickens' generosity, with the donation of advertising space for the Special Olympics Cup during the Round 25 clash against the Rabbitohs.







272 FIRST GRADE GAMES

**STEVE MORTIMER**

# Historical Statistics

## Players with 100 or more Competition Games

Name	Joined	1st	Res	3rd NYC	WCC	Total
Harlan Alaalatoa	2006	1	100	53	0	154
Jason Alchin	1985	70	66	4	0	140
Bob Allison	1939	66	39	0	0	105
Bob Ambrose	1958	38	39	30	0	107
Braith Anasta	2000	110	9	16	1	136
Chris Anderson	1970	230	52	2	0	284
Fred Anderson	1951	197	8	6	0	211
Ted Anderson	1938	77	28	10	0	115
Chris Armit	2005	134	22	0	1	157
Roy Asotasi	2000	84	41	36	1	162
Ben Barba	2007	97	21	37	0	155
Nathan Barry	1999	0	99	39	0	138
Bob Baxter	1947	12	99	45	0	156
Greg Brentnall	1977	108	12	0	0	120
Adam Brideson	1999	22	145	52	1	220
Darren Britt	1994	168	6	0	2	176
Col Brown	1959	137	45	21	0	203
Kevin Brown	1955	94	13	16	0	123
Mark Bugden	1984	64	47	0	0	111
Eddie Burns	1935	221	3	0	0	224
Sandy Campbell	1985	50	38	20	0	108
Peter Cassilles	1973	113	71	8	0	192
Ken Charlton	1942	147	7	0	0	154
Nev Charlton	1947	62	37	4	0	103
Phil Charlton	1970	68	83	24	0	175
Gordon Clunas	1936	19	73	36	0	128
Jim Collins	1943	77	24	5	0	106
Stuart Collis	1975	5	63	44	0	112
Greg Cook	1975	35	53	31	0	119
John Coveney	1977	100	20	3	0	123
Mal Creevey	1975	12	96	39	0	147
Alan Crumpton	1947	33	52	18	0	103
Stan Cutler	1970	128	87	19	0	234
Trent Cutler	2001	25	154	45	1	225
John Darby	1964	11	40	55	0	106
Tony Davies	1980	13	68	20	0	101
Gary Dowling	1971	113	31	0	0	144
Bob Doyle	1966	61	37	2	0	100
Fred Dunn	1950	79	46	0	0	125
Paul Dunn	1986	100	7	0	0	107
Hazem El Masri	1995	317	30	18	7	372
Andrew Emelio	1998	21	59	54	0	134
Pat English	1976	57	95	30	0	182
Michael Ennis	2009	109	0	0	0	109
Nick Evans	1954	86	15	4	0	105
Andrew Farrar	1980	186	25	26	0	237
Graeme Faux	1975	9	89	32	0	130
Jamie Feeney	1997	112	59	17	0	188
Dale Finucane	2009	39	11	70	0	120
Pat Fitzgerald	1955	35	70	15	0	120
Steve Folkes	1977	245	41	27	0	313
Jake Foster	2008	10	66	25	0	101
Denis Fricot	1979	0	31	81	0	112
Clive Gartner	1956	86	66	2	0	154
Jim Gartner	1946	25	51	25	0	101
Ray Gartner	1952	185	4	4	0	193
Steve Gearin	1975	131	38	17	0	186
David Gillespie	1983	121	53	8	0	182
Ben Gillies	1991	41	107	0	0	148

Name	Joined	1st	Res	3rd NYC	WCC	Total
Simon Gillies	1988	161	66	6	5	238
Kevin Goldspink	1963	106	19	0	0	125
John Greaves	1964	112	9	1	0	122
Tony Grimaldi	1996	120	49	0	1	170
Michael Hagan	1983	82	65	13	0	160
Glenn Hall	1999	8	55	55	0	118
Harry Hall	1935	16	74	18	0	108
Daryl Halligan	1994	166	0	0	6	172
Ben Harris	2001	42	38	22	0	102
Jason Hetherington	1994	118	13	0	3	134
Jarrad Hickey	2002	72	50	43	0	165
Len Holmes	1945	100	18	3	0	121
Greg Howard	1972	22	61	33	0	116
Corey Hughes	1997	213	29	19	1	262
Garry Hughes	1971	163	79	26	0	268
Glen Hughes	1991	178	93	13	3	287
Graeme Hughes	1974	124	27	8	0	159
Mark Hughes	1973	177	25	3	0	205
Steven Hughes	1992	70	115	18	0	203
Josh Jackson	2010	37	14	54	0	105
Les Johns	1963	104	5	0	0	109
Billy Johnstone	1983	82	24	0	0	106
Roy Kirkaldy	1938	147	0	0	0	147
John Kite	2005	9	41	69	0	119
Terry Lamb	1984	262	1	0	0	263
Paul Langmack	1983	175	29	8	0	212
Gavin Lester	1997	40	79	0	0	119
Reni Maitua	2002	100	48	2	1	151
Shane Marteene	1995	70	83	12	5	170
Willie Mason	1998	148	21	49	0	218
Dick McDermott	1958	42	69	13	0	124
Kevin Moore	1983	37	101	62	0	200
Brad Morrin	1999	56	137	38	0	231
Josh Morris	2009	109	2	0	0	111
Chris Mortimer	1978	192	35	2	0	229
Peter Mortimer	1977	190	50	0	0	240
Steve Mortimer	1976	272	7	0	0	279
Steve Mullen	1980	19	32	53	0	104
Heka Nanai	2006	22	54	40	0	116
Barry Nelson	1950	61	44	24	0	129
Mitch Newton	1988	106	118	27	6	257
Alf Nixon	1944	20	49	55	0	124
Bill Noonan	1970	161	24	0	0	185
Travis Norton	1997	117	16	0	5	138
Steve O'Brien	1983	55	38	7	0	100
Mark O'Meley	2002	110	1	0	0	111
Andy Patmore	1988	51	36	33	0	120
Luke Patten	2001	225	0	0	1	226
Dean Pay	1988	108	13	31	0	152
Geordi Peats	1989	54	44	11	0	109
John Peek	1972	92	44	11	0	147
George Peponis	1972	131	21	22	0	174
Adam Perry	1997	133	64	32	1	230
Bill Petley	1956	93	8	14	0	115
Cameron Phelps	2002	39	47	22	0	108
Barry Phillis	1963	44	93	50	0	187
Craig Polla-Mounter	1991	192	22	21	5	240
Henry Porter	1936	146	0	0	0	146
Mick Potter	1983	80	32	1	0	113



# Historical Statistics

## Players with 100 or more Competition Games

Name	Joined	1st	Res	3rd NYC	WCC	Total
Steve Price	1993	222	44	18	6	290
Ron Raper	1964	128	15	25	0	168
Steve Reardon	1990	163	90	21	3	277
Robert Relf	1990	126	66	39	6	237
Josh Reynolds	2008	60	39	21	0	120
Terry Reynolds	1966	46	29	33	0	108
Ben Roberts	2006	93	39	0	0	132
Geoff Robinson	1976	139	74	22	0	235
John Russell	1957	61	56	7	0	124
Andrew Ryan	2003	218	1	0	0	219
Matthew Ryan	1990	95	13	9	3	120
Ossie Samuels	1935	10	67	23	0	100
Greg Sankey	1977	13	72	41	0	126
Dennis Scahill	1968	49	95	5	0	149
Alan Schwebel	1948	70	40	32	0	142
Dennis Scott	1999	103	41	0	0	144
Brent Sherwin	1997	191	51	18	0	260
Rod Silva	1995	100	56	0	3	159
Barry Smith	1960	89	53	20	0	162
Darren Smith	1990	185	7	0	0	192
Jason Smith	1990	63	26	22	0	111
Nathan Smith	2007	0	67	36	0	103
Frank Sponberg	1935	118	0	0	0	118
Gary Sullivan	1977	2	77	38	0	117
Willie Talau	1998	101	18	0	0	119
Martin Taupau	2008	21	50	57	0	128
Norm Thomas	1966	76	95	45	0	216
David Thompson	1997	18	74	18	0	110
Ron Thornton	1955	103	13	4	0	120
Peter Tunks	1984	116	1	0	0	117
Matt Utai	1999	127	59	30	0	216
Mick Vaughan	1955	28	46	29	0	103
Paul Wagstaff	1983	0	46	59	0	105
Steve Want	1980	23	60	29	0	112
Gary Warburton	2006	57	42	18	0	117
Barry Ward	1989	91	58	47	5	201
Lloyd White	1957	6	89	19	0	114
Steve White	1974	5	29	72	0	106
Sonny Bill Williams	2002	73	12	24	1	110
Peter Winchester	1972	43	58	9	0	110
Ray Windshuttle	1964	2	50	56	0	108
Tim Winitana	2004	27	51	43	0	121
Phil Young	1971	66	50	3	0	119

To view player records and more of our proud history, visit our online database at:  
[www.bulldogs.com.au/history](http://www.bulldogs.com.au/history)





2004 Grand Final

Telstra Stadium

Bulldogs 16 Roosters 13



TELSTRA PREMIERSHIP  
GRAND FINAL 2004





# Bulldogs Years



## GRAND FINAL WINS

1938, 1942, 1980, 1984, 1985, 1988, 1995, 2004

### Club Championships

1938, 1939, 1993, 1994

### NRL Club Championships

2012

### Other Titles:

1st Grade Inter-City Champions: 1939

1st Grade Pre-Season Winners: 1962, 1970

1st Grade Semi-Finalist Ampol Knock-Out: 1963

1st Grade State Cup Semi-Finalist: 1965

### Minor Premierships

1st Grade: 1938, 1942, 1947, 1984, 1993, 1994, 2012

Reserves: 1939, 1945, 1952, 1963, 1971, 1972, 1997,  
1998, 2002, 2007, 2009, 2010, 2012

3rd Grade: 1947, 2000, 2001, 2012

\*3rd grade was replaced by Under 23's from season 1973, then the President's Cup from 1988



# Achievements & Proud History

Year	1st Grade	Reserves	3rd Grade	Presidents Cup	Jersey Flegg / NYC	SG Ball
1931				Premiers		
1936	Semi Finalist					
1938	Premiers	Semi-Finalist	Semi-Finalist			
1939	Semi-Finalist	Premiers				
1940	Grand Finalist					
1941	Semi-Finalist					
1942	Premiers			Grand Finalist		
1945		Grand Finalist				
1946	Finalist					
1947	Grand Finalist		Grand Finalist			
1948			Semi-Finalist			
1951			Semi-Finalist			
1952		Grand Finalist				
1953		Semi-Finalist				
1959		Finalist	Semi-Finalist			
1960	Semi-Finalist					
1962						Grand Finalist
1963		Finalist	Grand Finalist		Premiers	
1965						Grand Finalist
1966						Grand Finalist
1967	Grand-Finalist			Semi-Finalist		Semi-Finalist
1968				Grand Finalist		Semi-Finalist
1969			Grand Finalist	Semi-Finalist	Finalist	
1970	Semi-Finalist	Semi-Finalist	Finalist	Semi-Finalist	Semi-Finalist	
1971		Premiers	Premiers	Grand Finalist	Premiers	
1972		Premiers	Grand Finalist	Grand Finalist	Semi-Finalist	Premiers
1973	Semi-Finalist	Semi-Finalist	Finalist	Semi-Finalist		
1974	Grand Finalist	Finalist	Grand Finalist			
1975	Semi-Finalist	Semi-Finalist	Finalist	Grand Finalist		
1976	Finalist		Grand Finalist	Premiers	Premiers	
1978	Semi-Finalist					Premiers
1979	Grand Finalist	Grand Finalist			Premiers	
1980	Premiers	Premiers				Semi-Finalist
1981		Semi-Finalist			Semi-Finalist	
1983	Finalist	Semi-Finalist	Semi-Finalist		Premiers	
1984	Premiers			Semi-Finalist	Semi-Finalist	
1985	Premiers	Semi-Finalist			Semi-Finalist	Semi-Finalist
1986	Grand Finalist					
1987		Semi-Finalist				
1988	Premiers					
1990			Semi-Finalist		Semi-Finalist	
1991			Premiers		Semi-Finalist	
1992						Finalist
1993	Finalist	Finalist			Semi-Finalist	
1994	Grand Finalist	Semi-Finalist	Finalist			
1995	Premiers					
1997	Semi-Finalist	Premiers			Finalist	
1998	Grand Finalist	Premiers	(Res. Grade played for Presidents Cup)			
1999	Semi Finalist	Semi-Finalist			Premiers	
2000		Premiers			Premiers	
2001	Semi-Finalist				Premiers	
2002		Premiers			Finalist	Semi-Finalist
2003	Semi-Finalist	Semi-Finalist			Premiers	
2004	Premiers	Semi-Finalist			Semi-Finalist	Semi-Finalist
2005		Semi-Finalist			Semi-Finalist	
2006	Semi-Finalist				Semi-Finalist	Semi-Finalist
2007	Semi-Finalist	Minor Premiers			Semi-Finalist	Semi-Finalist
2008					Semi-Finalist	Semi-Finalist
2009	Semi-Finalist	Premiers				Premiers
2010		Premiers			Semi-Finalist	Grand Finalist
2011		Premiers			Semi-Finalist	Grand Finalist
2012	Grand Finalist	Finalist			Semi-Finalist	
2013	Finalist				Semi-Finalist	Finalist
2014	Grand Finalist					



# Grade Coaches Since 1935

Year		Coach	Finished
1935	First Reserve Third	Ed (Tedda) Courtney A. Smith N. Fleming	Eighth Ninth Eighth
1936	First Reserve Third	Frank Burge N. Fleming W. Richards	Semi-Finalist Sixth Sixth
1937	First Reserve Third	George Mason N. Fleming N. Holmes	Fifth Seventh Ninth
1938	First Reserve Third	Jimmy Craig L. Wheely N. Fleming	Premiers Semi-Finalist Semi-Finalist
1939	First Reserve Third	Jerry Brien L. Sheely N. Fleming	Semi-Finalist Premiers Eighth
1940	First Reserve	Alan Brady L. Sheely (to 6.7.40) Jim Duncombe (from 6.7.40)	Finalist Semi-Finalist
	Third	N. Fleming	Eighth
1941	First Reserve Third	Ron Bailey Jim Duncombe Joe Gartner	Semi-Finalist Eighth Eighth
1942	First Reserve Third	Jerry Brien (Manager) Joe Gartner Jim Dickenson	Premiers Sixth Sixth
1943	First Reserve Third	Roy Kirkaldy Cec Fifield Jim Dickenson (to 3.6.43) Cec Fifield (from 3.6.43)	Eighth Eighth Eighth
1944	First Reserve	Ron Bailey (to 3.6.44) Cec Fifield (took over Firsts as well from 3.6.44)	Eighth Fifth
	Third	E. Elliot	Eighth
1945	First Reserve Third	Bill Kelly George Elley Ted Burdon	Sixth Grand-Finalist Seventh
1946	First Reserve Third	Ross McKinnon Joe Gartner Gordon Clunas	Finalist Eighth Seventh
1947	First Reserve Third	Ross McKinnon Bob Lindfield Gordon Clunas	Grand-Finalist Seventh Finalist
1948	First Reserve Third	Arthur Halloway Joe Gartner Gordon Clunas	Fifth Seventh Semi-Finalist
1949	First Reserve Third	Henry Porter Tom Ezart Gordon Clunas	Seventh Seventh Eighth
1950	First Reserve Third	Alby Why G. Whitmore Roy McCallum	Sixth Fifth Seventh
1951	First Reserve Third	Vic Bulgin (to 1.5.51) Alby Why (from 14.5.51) G. Whitmore Alf Nixon	Seventh Ninth Fifth
1952	First Reserve Third	Alby Why Eddie Burns Alf Nixon	Ninth Grand-Finalist Fifth
1953	First Reserve Third	Jack Hampstead D. Doney Gordon Clunas	Fifth Semi-Finalist Seventh
1954	First Reserve Third	Jack Hampstead D. Doney Bob Baxter	Seventh Tenth Tenth

Year		Coach	Finished
1955	First Reserve Third	Vic Hey Len Holmes Jim Dickenson	Ninth Eighth Tenth
1956	First Reserve Third	Vic Hey Len Holmes Alan Schwebel	Ninth Eighth Ninth
1957	First Reserve Third	Col Geelan Cec Cooper Alan Schwebel	Ninth Seventh Sixth
1958	First Reserve Third	Cec Cooper Fred Dunn Alan Schwebel	Ninth Ninth Sixth
1959	First Reserve Third	Cec Cooper Fred Dunn J. White	Ninth Finalist Semi-Finalist
1960	First Reserve Third	Eddie Burns Jack White L. Hobbins	Semi-Finalist Fifth Seventh
1961	First Reserve Third	Eddie Burns Jack White L. Hobbins	Eighth Eighth Ninth
1962	First Reserve Third	Eddie Burns M. Garbler Joe Palmer	Seventh Semi-Finalist Fifth
1963	First Reserve Third	Clive Churchill L. Osborne Joe Palmer	Seventh Finalist Grand-Finalist
1964	First Reserve Third	Clive Churchill Ray Thornton Joe Palmer	Tenth Tenth Fifth
1965	First Reserve Third	Eddie Burns Ray Gartner Joe Palmer	Ninth Ninth Ninth
1966	First Reserve	Roger Pearman Joe Palmer (to 9.6.66) Doug McManus (from 9.6.66)	Eighth Tenth
	Third	L. Osborne	Seventh
1967	First Reserve Third	Kevin Ryan L. Osborne R. Ambrose	Grand-Finalist Ninth Tenth
1968	First Reserve Third	Kevin Ryan M. Garbler Malcolm Clift	Eighth Eighth Finalist
1969	First Reserve Third	Kevin Ryan M. Garbler Malcolm Clift	Eighth Eighth Finalist
1970	First Reserve Third	Kevin Ryan Malcolm Clift Ray Thompson	Semi-Finalist Semi-Finalist Finalist
1971	First Reserve Third	Bob Hagan (Full time Manager/Coach) Malcolm Clift Ray Thompson	Fifth Premiers Premiers
1972	First Reserve Third	Bob Hagan Malcolm Clift Ray Thompson	Fifth Premiers Grand-Finalist
1973	First Reserve Under 23	Malcolm Clift Ray Thompson Barry Smith	Prelim. Finalist Semi-Finalist Finalist
1974	First Reserve Under 23	Malcolm Clift Ray Thompson K. Morgan	Grand-Finalist Finalist Grand-Finalist

# Grade Coaches Since 1935

Year		Coach	Finished
1975	First Reserve Under 23	Malcolm Clift Ray Thompson Barry Smith	Prelim. Finalist Prelim. Finalist Finalist
1976	First Reserve Under 23	Malcolm Clift Barry Smith Geoff Connell	Finalist Sixth Grand-Finalist
1977	First Reserve Under 23	Malcolm Clift Geoff Connell Clive Gartner	Seventh Sixth Sixth
1978	First Reserve Under 23	Ted Glossop Geoff Connell Barry Phillis	Prelim. Finalist Seventh Tenth
1979	First Reserve Under 23	Ted Glossop Geoff Connell Phil Young	Grand-Finalist Grand-Finalist Eighth
1980	First Reserve Under 23	Ted Glossop Geoff Connell Phil Young	Premiers Premiers Seventh
1981	First Reserve Under 23	Ted Glossop Malcolm Clift Phil Young	Tenth Fifth Ninth
1982	First Reserve Under 23	Ted Glossop Malcolm Clift Mick Hartas	Seventh Fourteenth Ninth
1983	First Reserve Under 23	Ted Glossop Ken Gentle Mick Hartas	Finalist Semi-Finalist Ninth
1984	First Reserve Under 23	Warren Ryan Tony Charlton Ray Lee	Premiers Sixth Seventh
1985	First Reserve Under 23	Warren Ryan Tony Charlton David Waite	Premiers Semi-Finalist Seventh
1986	First Reserve Under 23	Warren Ryan Tony Charlton David Waite	Grand-Finalist Eleventh Ninth
1987	First Reserve Under 23	Warren Ryan Phil Gould David Waite	Sixth Semi-Finalist Twelfth
1988	First Reserve Third	Phil Gould Ken Wilson Ken Gentle	Premiers Eighth Fourteenth
1989	First Reserve Under 21	Phil Gould Darryl Brohman Chris Anderson	Seventh Twelfth Sixth
1990	First Reserve Under 21	Chris Anderson Stan Cutler Geoff Robinson	Fifth Fourteenth Fifth
1991	First Reserve Under 21	Chris Anderson Ian Schubert Geoff Robinson	Seventh Tenth Premiers
1992	First Reserve Under 21	Chris Anderson Ian Schubert Geoff Robinson	Seventh Tenth Eleventh
1993	First Reserve Under 21	Chris Anderson Ian Schubert (to 22.3.93) Phil Charlton (from 22.3.93) Scott Tronc	Prelim. Finalist Prelim. Finalist Fourteenth
1994	First Reserve Under 21	Chris Anderson Phil Charlton Garry Hughes	Grand-Finalist Semi-Finalist Finalist

Year		Coach	Finished
1995	First Reserve	Chris Anderson Phil Charlton	Premiers Fourteenth
1996	First Reserve	Chris Anderson Steve Folkes	Tenth Sixteenth
1997	First Reserve	Chris Anderson Steve Folkes	Semi-Finalist Premiers
1998	First Reserve Under 19	Steve Folkes Terry Lamb Stan Cutler	Grand-Finalist Premiers Ninth
1999	First Reserve Under 19	Steve Folkes Terry Lamb Kevin Moore	Semi-Finalist Semi-Finalist Premiers
2000	First Reserve Under 20	Steve Folkes Terry Lamb Kevin Moore	Eleventh Premiers Premiers
2001	First Reserve Under 20	Steve Folkes Kevin Moore Ricky Stuart	Semi-Finalist Thirteenth Premiers
2002	First Reserve Under 20	Steve Folkes Kevin Moore Tony Carson	Fifteenth Premiers Finalist
2003	First Reserve Under 19	Steve Folkes Kevin Moore Andrew Patmore	Semi-Finalist Semi-Finalist Premiers
2004	First Reserve Under 20	Steve Folkes Kevin Moore Andrew Patmore	Premiers Semi-Finalist Semi-Finalist
2005	First Reserve Under 20	Steve Folkes Wayne Lambkin Andrew Patmore	Twelfth Semi-Finalist Semi-Finalist
2006	First Reserve Under 20	Steve Folkes Wayne Lambkin Andrew Patmore	Prelim. Finalist Tenth Semi-Finalist
2007	First Reserve Under 20	Steve Folkes Andrew Patmore Barry Ward	Semi-Finalist Minor Premiers Finalist Semi-Finalist
2008	First Reserve Under 20	Steve Folkes Terry Lamb Andrew Patmore	Sixteenth Eleventh Semi-Finalist
2009	First Reserve Under 20	Kevin Moore Terry Lamb Andrew Patmore	Prelim. Finalist Premiers Eleventh
2010	First Reserve Under 20	Kevin Moore Justin Holbrook Andrew Patmore	Thirteenth Premiers Semi-Finalist
2011	First Reserve Under 20	Kevin Moore (to Rd 18) Jim Dymock (from Rd 19) Justin Holbrook Andrew Patmore	Ninth Premiers Prelim. Finalist
2012	First Reserve Under 20	Des Hasler Barry Ward	Minor Premiers Grand-Finalist Minor Premiers Finalist Minor Premiers Finalist
2013	First Reserve Under 20	Des Hasler Barry Ward Andrew Patmore	Finalist Twelfth Prelim. Finalist
2014	First Reserve Under 20	Des Hasler Barry Ward (to Rd 2) Andrew Patmore (from Rd 3) Andrew Patmore (to Rd 2) Scott Murray (from Rd 3)	Grand-Finalist Eleventh Sixteenth



# Director's Report



**Bulldogs Rugby League Club Ltd and its controlled entity**

ABN 38 001 869 405

31 October 2014

# Director's Report

For the year ended 31 October 2014

The directors present their report together with the financial report of Bulldogs Rugby League Club Limited (the Company) and of the consolidated entity, being the Company and its controlled entity for the financial year ended 31 October 2014 and the auditor's report thereon.

## 1 Directors

The directors of the Company at any time during or since the end of the financial year are:

### Name, qualifications and independence status

### Age

### Experience, special responsibilities and other directorships

#### Mr Raymond Dib J.P, GAICD Chairman



49

Chairman of Bulldogs Rugby League Club Limited since 14 February 2010  
Managing Director Dib Financial Group  
Advanced Diploma Financial Services (Insurance Broking)  
Advanced Diploma Financial Services (Financial Planning)  
Diploma Sports Science  
Director of Canterbury League Club since February 2010  
Member Joint Management Committee since February 2010  
Certificate IV in Corporate Governance  
Director NSW Rugby League since 2010  
Member Project Control Group since June 2011  
Director of Australian Professional Rugby League Clubs Association  
Former Member NRL Partnership Committee  
Former Director Australian Rugby League  
Member of the NRL Club Council  
Member Australian Institute of Company Directors  
Australian Sports Medal  
Former Bulldogs Club Trainer and player  
Former Australian & World Universities R.L. Representative  
Member of Executive Management Committee of Bulldogs Rugby League Club Limited  
Graduate of Australian Institute of Company Directors  
Member of Bulldogs Rugby League Club Limited  
Corporate Governance Training 2012  
Director of Bulldogs Rugby League Club Limited since 11 February 2007

#### Mr Philip Charlton\*



64

Professional lifetime involvement in the Club and Hotel sectors  
Member – Bulldogs Ambassadors Club  
Former player of Bulldogs first grade Football team  
Former Reserve Grade Coach & First grade coaching assistant  
Life member of Bulldogs Rugby League Club Limited  
\*Director from 17 February 2008 to 9 February 2014

#### Mr Arthur Coorey



57

Director and Co-Managing Director, Stewarts Gentlemen's Outfitters Sydney  
Member, Canterbury League Club  
Member, City Tattersalls Club  
Member, Royal Motor Yacht Club of NSW  
Gold Member, Sydney CricketGround/Sydney Football Stadium  
Deputy Delegate to New South Wales Rugby League  
Member, Disciplinary Sub-Committee since August 2011  
Member, Project Control Group since June 2011  
Executive Board Member of Bulldogs Rugby League Football Club  
Life member of Bulldogs Rugby League Club Limited  
Corporate Governance Training 2012  
Deputy President/Director of Canterbury League Club since 31 March 2010  
Director of Bulldogs Rugby League Club since 31 March 2010



# Director's Report

For the year ended 31 October 2014

## 1 Directors (continued)

**Name, qualifications and independence status**

**Age**

**Experience, special responsibilities and other directorships**

**Mr Paul Dunn\***



51

Chief Operating Officer  
Bachelor of Business (Accounting), MBA  
Former Treasurer Men of League 2005 - 2008  
Former player of Bulldogs Football team  
Former player of NSW and Australian rugby league team  
Director of Belief First Pty Limited  
Director of Mikaela Pty Limited  
Director of 360 Degree Marketing Group Pty Limited  
Member of Executive Management Committee of Bulldogs Rugby League Club Limited  
Appointed as Deputy Chairman of Bulldogs Rugby League Club Limited on 14 February 2010  
Member of Bulldogs Rugby League Club Limited  
\*Director from 17 February 2008 to 9 February 2014

**Mr Anthony Elias**



49

National Sales Manager – Ascent Footwear Company  
Former Operations Manager (19 years) – The Athletes Foot  
Former player and captain of Premiership winning Jersey Flegg Rugby League Team 1983  
Former Football Club player, 1983 to 1988  
Member of Ambassadors Club  
Member of Executive Management Committee of Bulldogs Rugby League Club since 15 February 2010  
Board representative on Bulldogs League Club Limited from 15 April 2008 to 31 March 2010  
Member of Merchandise Committee of Bulldogs Rugby League Club since April 2012  
Life member of Bulldogs Rugby League Club Limited  
Appointed as a Director of Bulldogs Rugby League Club Limited on 28 November 2002

**Mr Andrew Farrar**



52

Diploma in Surveying  
Former player of Bulldogs Football Club  
Represented NSW State of Origin - Australian R.L.F.  
Life member of Bulldogs Rugby League Club Limited  
Australian Sports Medal  
6 years NRL 1st Grade Head Coach  
4 years Assistant Coach - Development in NRL/Superleague U.K.  
Member of Bulldogs Ambassador's Club  
Appointed as the New South Wales State of Origin manager during 2014  
Appointed as a Director of Bulldogs Rugby League Club Limited on 17 February 2008

**Mr Anter Isaac**



40

Managing Director, Kleinmann Wang since 2007  
Bachelor of Commerce (Accounting sub Corporate Law & Business Management, 1996)  
Certified Practising Accountant, 2001  
Director Bulldogs Rugby League Club Limited since 2014  
Director Football NSW since 2013  
Lead Consultant and Curriculum Developer, FIFA Performance Expert Panel since 2009  
Lecturer and Masters Programme Curriculum Developer, International Centre for Sports Studies (CIES),  
University of Neuchâtel, Switzerland since 2012  
Chief Strategic Advisor, Beverly Hills Film Festival since 2007  
Member of Canterbury League Club  
Member of Bulldogs Rugby League Club Limited  
Member Australian Institute of Company Directors

# Director's Report

For the year ended 31 October 2014

## 1 Directors (continued)

**Name, qualifications and independence status**

**Age**

**Experience, special responsibilities and other directorships**

**Mr Peter McMahon**



58

Partner, Clayton Utz since 1989 (including term as National Managing Partner, 2000 - 2001)  
 Bachelor of Arts (University of Sydney, 1977)  
 Bachelor of Laws (University of Sydney, 1979)  
 Leadership in Professional Service Firms, Harvard Business School (USA), 1998  
 Regional Vice Chair (Asia Pacific) for Real Estate in Lex Mundi (the world's leading association of independent law firms) (2009 - 2014)  
 Chair Elect for Lex Mundi Real Estate (2014 - present, due to commence 2 year term as Global Chair from 8 May 2015)  
 Regional Vice Chair (Asia Pacific) for Agribusiness in Lex Mundi (2011 - present)  
 Member of Property Council of Australia  
 Past Chairman of Property Law Reform Alliance (and Property Council representative on PLRA)  
 Trustee of Committee for the Economic Development of Australia (CEDA) (since 2000)  
 Life member of University of Sydney Union (since 1979)  
 Foundation Member of Australian Turf Club (formerly being member of both Australian Jockey Club and Sydney Turf Club)  
 Member of Sydney Cricket Ground Trust (since 1985)  
 Member of Canterbury League Club  
 Member of Bulldogs Rugby League Club Limited  
 Director of Canterbury League Club Limited since 19 March 2014  
 Appointed as Director of Bulldogs Rugby League Club Limited on 23 November 2011

**Mr Stephen Charles Mortimer (OAM)**

Degree in Agricultural Science, Dip Ed. 58



Director of Steve Mortimer Marketing & Promotions Pty Limited since 1984  
 Founder and Managing Director of Australian Shuffleboard Pty Limited 1989 - 2002  
 The Athletes Foot Shop (Bankstown and Roselands) Franchisee 1984 - 1988  
 Bulldogs Rugby League Club, CEO 2002 - 2004  
 Director of ANZ Stadium Club  
 Berries/Bulldogs Rugby League Football Club player 1976 - 1988  
 Played in 6 NRL Grand Finals for Bulldogs  
 4 Grand Final Premierships 1980, 1988, Captain of Bulldogs premiers 1984, 1985  
 Represented Australia 1982 - 1985 (9 tests)  
 Captained NSW to first State of Origin series win in 1985  
 Voted as one of the 100 greatest ARL players in 2008 celebrating the 'Centenary of Rugby League'  
 Life Member of the Bulldogs Rugby League Club since 1988  
 Life Member of Canterbury League Club since 2013  
 Patron, Newhaven Farm (Intellectual Disability Support Service)  
 Member, ClubGRANTS Sub-Committee since February 2011  
 Corporate Governance Training 2012  
 Director of Canterbury League Club Limited  
 Appointed as Director of Bulldogs Rugby League Club Limited on 9 February 2014



### 2 Company secretary

Ms Raelene Castle (the Company's Chief Executive Officer) was appointed to the position of Company Secretary on 31 July 2013.

### 3 Director's meetings

The number of directors' meetings held (including meetings of committees of directors) and attendance by each of the directors of the Company during the financial year were as follows:

Director	Board Meetings		Executive Management Committee Meetings	
	A	B	A	B
R. Dib	12	12	12	12
P. Charlton	2	3	-	-
A. Coorey	12	12	11	12
P. Dunn	3	3	3	3
A. Elias	12	12	11	12
A. Farrar	9	12	-	-
A. Isaac	8	9	8	9
P. McMahon	10	12	-	-
S. Mortimer	9	9	-	-

A – Number of meetings attended

B – Number of meetings held during the time the director held office during the year

The Executive Management Committee's primary function is to oversee the financial affairs of the consolidated entity. Of the 12 Executive Management Committee meetings held during the year, 10 meetings were combined with the Board Meetings.

### 4 Company strategy, objectives and principal activities

#### Company strategy and objectives

Vision: Bulldogs, the family club that unites and inspires.

Values: Tough, Resilient, Family.

Mission and Objectives: 1. Deliver an innovative football program that delivers consistent, unmatched on field success and nurtures local talent.

2. Leverage 'the Bulldogs effect' to support harmony and social change.

3. Set the benchmark for the game day and fan experience.

4. Maximise the Bulldogs strong brand and the commercialisation of assets.

5. Build a resilient organisation to protect and grow the Bulldogs' legacy.

#### Principal activities

The principal activities of the consolidated entity during the course of the financial year were the operation of registered clubs and the promotion of rugby league.

There were no significant changes in the nature of the activities of the consolidated entity during the year.

### 5 Operating and financial review and performance measurement

#### *Overview of the consolidated entity*

The profit after tax from continuing operations of the consolidated entity for the year ended 31 October 2014 was \$8,923,098 (2013: \$9,147,766).

The net operating result from continuing operations was impacted by:

- Decrease in gaming revenue by \$120,915
- Increase in catering revenue by \$474,526
- Increase in functions revenue by \$497,514
- Increase in beverages revenue by \$1,257,081
- Increase in net gain arising from changes in the fair value of investment properties by \$1,342,562
- Increase in personnel expenses by \$3,749,229
- Increase in members amenities expenses by \$1,494,653
- Decrease in poker machine licences and taxes by \$506,383
- Decrease in repairs and maintenance expenses by \$103,113
- Decrease in property expenses by \$363,547
- Decrease in grants paid of \$103,483
- Increase in depreciation expenses of \$56,811

After taking into account discontinued operations, the profit after tax of the consolidated entity for the year ended 31 October 2014 was \$1,443,005 (2013: \$7,957,508).

#### *Overview of the Company*

The profit after tax of the Company for the year ended 31 October 2014 was \$645,165 (2013: \$265,066).

The net operating result of the Company was impacted by:

- Increase in functions revenue by \$341,246
- Increase in sponsorship revenue by \$123,567
- Increase in season tickets and gate receipts by \$110,512
- Increase in grants received by \$869,998
- Increase in merchandise revenue by \$218,081
- Increase in personnel expenses by \$1,584,864
- Increase in cost of sales by \$132,085
- Decrease in property expenses by \$93,269

#### *Performance measurement*

The consolidated entity's financial performance is continually measured against internally set Key Performance Indicators (KPIs) in core business activities including commercial revenues and football operations.

Industry benchmarks, past performance and current economic conditions are also used when setting internal KPIs.

### 6 Membership

The Company is a company limited by guarantee and without share capital. The numbers of members as at 31 October 2014 were 1,068 (2013: 986).

In accordance with the Constitution of the Company, every member of the Company undertakes to contribute an amount limited to \$10 per member in the event of the winding up of the Company during the time that he or she is a member or within one year thereafter. Total amount that members are liable as at 31 October 2014 is \$10,680 (2013: \$9,860).



### 7 Likely future developments

During the forthcoming year, the consolidated entity will continued to redevelop the Belmore premises in accordance with its Masterplan. The consolidated entity will also complete the sale of the Earlwood site land and buildings and the de-amalgamation of the Bay Sports Club.

### 8 Events subsequent to reporting date

There has not arisen in the interval between the end of the financial period and the date of this report any other item, transaction or event of a material and unusual nature likely, in the opinion of the directors of the Company, to affect significantly the operations of the Company and the consolidated entity, the results of those operations, or the state of affairs of the Company and the consolidated entity.

### 9 Lead auditor's independence declaration

The Lead auditor's independence declaration under S307C is set out on page 9 and forms part of the directors' report for financial year ended 31 October 2014.

This report is made in accordance with a resolution of the directors:



Raymond Dib  
*Chairman*


Dated at Belmore this 16th day of December 2014.

### **Lead Auditor's Independence Declaration under Section 307C of the Corporations Act 2001**

To: the directors of Bulldogs Rugby League Club Limited

I declare that, to the best of my knowledge and belief, in relation to the audit for the financial year ended 31 October 2014, there have been:

- (i) no contraventions of the auditor independence requirements as set out in the Corporations Act 2001 in relation to the audit; and
- (ii) no contraventions of any applicable code of professional conduct in relation to the audit.

A handwritten signature in black ink, appearing to read 'Cameron Roan', is written over a horizontal line.

Cameron Roan  
*Partner*

Sydney  
16 December 2014



# Financial Report



**Bulldogs Rugby League Club Ltd and its controlled entity**

ABN 38 001 869 405

31 October 2014

# Statements of comprehensive income

For the year ended 31 October 2014	Note	Consolidated		Company	
		2014	2013	2014	2013
Revenue	4	105,540,449	101,809,653	24,583,261	22,235,508
Other income		238,461	80,966	-	-
Net gain arising from changes in the fair value of investment property	12	1,342,562	-	-	-
Changes in inventories		(64,914)	35,595	(64,035)	85,017
Materials and consumables used	5	(6,048,696)	(5,400,147)	(1,767,210)	(1,784,177)
Poker machine licences and taxes		(19,346,543)	(19,852,926)	-	-
Personnel expenses		(40,804,902)	(37,055,673)	(15,540,704)	(13,955,840)
Property expenses		(4,859,202)	(5,222,749)	(592,374)	(685,643)
Members' amenities expense		(5,656,112)	(4,161,459)	-	-
Donations and sponsorships		(830,604)	(884,265)	-	-
Security expense		(102,886)	(211,818)	-	-
Repairs and maintenance		(3,275,999)	(3,379,112)	(113,245)	(121,922)
Consulting and professional fees		(841,904)	(849,675)	(212,957)	(211,047)
Gain/(loss) on disposal of non-current assets		(180,275)	(48,439)	(30,842)	(12,295)
Other expenses		(3,689,392)	(3,628,937)	(1,391,499)	(1,433,081)
Hospitality and promotional expenses		(1,511,523)	(1,230,661)	(1,577,239)	(1,289,878)
Game day and on field expenses		(2,340,458)	(2,257,114)	(2,341,185)	(2,247,567)
<b>Earnings before financing income/costs, depreciation, impairment and grants paid</b>		<b>17,568,082</b>	<b>17,743,239</b>	<b>951,971</b>	<b>579,075</b>
Depreciation expense		(7,403,823)	(7,347,012)	(299,562)	(303,222)
Grants paid		(589,500)	(692,983)	-	(400)
<b>Results from operating activities</b>		<b>9,574,759</b>	<b>9,703,244</b>	<b>652,409</b>	<b>275,453</b>
Finance income		420,227	279,194	6,385	11,354
Finance costs		(13,820)	(32,598)	(13,629)	(21,741)
<b>Net finance income/(costs)</b>	6	<b>406,407</b>	<b>246,596</b>	<b>(7,244)</b>	<b>(10,387)</b>
<b>Profit before tax</b>		<b>9,981,166</b>	<b>9,949,840</b>	<b>645,165</b>	<b>265,066</b>
Tax expense	7	(1,058,068)	(802,074)	-	-
<b>Profit from continuing operations</b>		<b>8,923,098</b>	<b>9,147,766</b>	<b>645,165</b>	<b>265,066</b>
<b>Discontinued operations</b>					
Loss from discontinued operations, net of tax	8	(7,480,093)	(1,190,258)	-	-
<b>Profit for the year</b>		<b>1,443,005</b>	<b>7,957,508</b>	<b>645,165</b>	<b>265,066</b>
Other comprehensive income		-	-	-	-
<b>Total comprehensive income for the year</b>		<b>1,443,005</b>	<b>7,957,508</b>	<b>645,165</b>	<b>265,066</b>
<b>Profit attributable to:</b>					
Owners of the Company		1,443,005	7,957,508	645,165	265,066
<b>Profit for the year</b>		<b>1,443,005</b>	<b>7,957,508</b>	<b>645,165</b>	<b>265,066</b>

The notes on pages 69 to 90 are an integral part of these consolidated financial statements.



# Statements of financial position

		Consolidated		Company	
As at 31 October 2013	Note	2014	2013	2014	2013
Assets					
Cash and cash equivalents	9	19,100,381	14,257,777	1,243,270	255,260
Trade and other receivables	10	2,689,135	455,043	846,690	319,164
Inventories	11	834,587	899,501	126,773	190,808
Prepayments		632,051	645,908	133,873	55,697
Assets classified as held for sale	13	11,878,408	-	-	-
Current tax receivable		151,633	-	-	-
Total current assets		35,286,195	16,258,229	2,350,606	820,929
Investment property	12	6,390,000	5,042,973	-	-
Deferred tax assets	14	1,584,099	2,294,953	-	-
Property, plant and equipment	15	110,531,444	124,284,721	1,556,908	1,700,559
Intangible assets	17	4,317,682	7,998,582	-	-
Total non-current assets		122,823,225	139,621,229	1,556,908	1,700,559
Total assets		158,109,420	155,879,458	3,907,514	2,521,488
Liabilities					
Bank overdraft	9	-	290,329	-	290,329
Trade and other payables	18	9,884,738	8,681,258	3,166,298	2,118,987
Loans and borrowings	19	58,612	63,919	58,612	63,919
Employee benefits	20	2,578,609	2,915,843	284,384	212,121
Current tax payable		-	55,872	-	-
Liabilities classified as held for sale	13	228,408	-	-	-
Total current liabilities		12,750,367	12,007,221	3,509,294	2,685,356
Loans and borrowings	19	119,256	176,660	119,256	176,660
Employee benefits	20	354,718	364,705	44,755	70,428
Provisions		113,202	2,000	2,000	2,000
Total non-current liabilities		587,176	543,365	166,011	249,088
Total liabilities		13,337,543	12,550,586	3,675,305	2,934,444
Net assets/(liabilities)		144,771,877	143,328,872	232,209	(412,956)
Members' funds					
Amalgamation reserve		9,103,825	9,103,825	-	-
Retained earnings/(accumulated losses)		135,668,052	134,225,047	232,209	(412,956)
Total members' fund/(deficiency)		144,771,877	143,328,872	232,209	(412,956)

The notes on pages 69 to 90 are an integral part of these consolidated financial statements.

# Statements of changes in members' funds

For the year ended 31 October 2014	Note	Amalgamation reserve	Retained earnings	Total members' funds
<b>Consolidated</b>				
<b>Balance at 1 November 2012</b>		8,302,836	126,267,539	134,570,375
Profit for the year		-	7,957,508	7,957,508
Other comprehensive income		-	-	-
<b>Total comprehensive income for the year</b>		-	7,957,508	7,957,508
<b>Transactions recorded directly in members' funds</b>				
Amalgamation with Belfield Sub-Branch RSL Club Ltd	21	800,989	-	800,989
<b>Balance at 31 October 2013</b>		9,103,825	134,225,047	143,328,872
<b>Balance at 1 November 2013</b>		9,103,825	134,225,047	143,328,872
Profit for the year		-	1,443,005	1,443,005
Other comprehensive income		-	-	-
<b>Total comprehensive income for the year</b>		-	1,443,005	1,443,005
<b>Balance at 31 October 2013</b>		9,103,825	135,668,052	144,771,877

	Amalgamation reserve	(Accumulated losses) Ret. Earnings	Total
<b>Company</b>			
<b>Balance at 1 November 2012</b>	-	(678,022)	(678,022)
Profit for the year	-	256,066	256,066
Other comprehensive income	-	-	-
<b>Total comprehensive income for the year</b>	-	256,066	256,066
<b>Balance at 31 October 2012</b>	-	(412,956)	(412,956)
<b>Balance at 1 November 2012</b>	-	(412,956)	(412,956)
Profit for the year	-	645,165	645,165
Other comprehensive income	-	-	-
<b>Total comprehensive income for the year</b>	-	645,165	645,165
<b>Balance at 31 October 2013</b>	-	232,209	232,209

The notes on pages 69 to 90 are an integral part of these consolidated financial statements.



# Statements of cash flows

For the year ended 31 October 2014	Note	Consolidated		Company	
		2014	2013	2014	2013
<b>Cash flows from operating activities</b>					
Cash receipts from customers		121,628,464	118,426,844	26,514,061	24,590,909
Cash paid to suppliers and employees		(105,369,257)	(100,952,575)	(24,979,014)	(23,887,883)
Cash generated from operations		16,259,207	17,474,269	1,535,047	703,026
Interest paid		(13,820)	(32,598)	(13,629)	(21,741)
Income tax paid		(554,717)	(771,128)	-	-
Interest received		420,227	279,194	6,385	11,354
<b>Net cash from operating activities</b>		<b>16,110,897</b>	<b>16,949,737</b>	<b>1,527,803</b>	<b>692,639</b>
<b>Cash flows from investing activities</b>					
Proceeds from sale of property, plant and equipment		290,651	414,377	-	38,711
Acquisition of property, plant and equipment	15	(9,146,439)	(10,289,409)	(186,753)	(659,988)
Acquisition of investment property		(4,465)	(1,939,293)	-	-
Proceeds from sales of assets held for sale		-	1,800,000	-	-
Acquisition of intangible assets		(55,000)	(8,182)	-	-
Cash received on amalgamation	21	-	79,851	-	-
Investment in term deposits		(2,000,000)	-	-	-
<b>Net cash used in investing activities</b>		<b>(10,915,253)</b>	<b>(9,942,656)</b>	<b>(186,753)</b>	<b>(621,277)</b>
<b>Cash flows from financing activities</b>					
Repayment of borrowings		-	(267,808)	-	-
Payment of finance lease liabilities		(62,711)	(119,611)	(62,711)	(53,791)
<b>Net cash used in financing activities</b>		<b>(62,711)</b>	<b>(387,419)</b>	<b>(62,711)</b>	<b>(53,791)</b>
Net increase in cash and cash equivalents		5,132,933	6,619,662	1,278,339	17,571
Cash and cash equivalents at beginning of year		13,967,448	7,347,786	(35,069)	(52,640)
<b>Cash and cash equivalents at end of year</b>	9	<b>19,100,381</b>	<b>13,967,448</b>	<b>1,243,270</b>	<b>(35,069)</b>

The notes on pages 69 to 90 are an integral part of these consolidated financial statements.

# Notes to the financial statements

## 1 REPORTING ENTITY

Bulldogs Rugby League Club Limited (the Company) is a company incorporated and domiciled in Australia. The consolidated financial statements of the Company as at and for the year ended 31 October 2014 comprise the Company and its controlled entity (together referred to as the 'consolidated entity' and individually as 'Group entity').

The Company is a company limited by guarantee and without share capital. In accordance with the Constitution of the Company, every member of the Company undertakes to contribute an amount limited to \$10 per member in the event of the winding up of the Company during the time that he or she is a member or within one year thereafter.

The consolidated entity is a not-for-profit entity and is primarily involved in the operation of registered clubs and the promotion of rugby league.

## 2 BASIS OF PREPARATION

### (a) Statement of compliance

In the opinion of the directors, the consolidated entity and the Company are not publicly accountable. The financial statements of the consolidated entity and the Company are Tier 2 general purpose financial statements which have been prepared in accordance with Australian Accounting Standards - Reduced Disclosure Requirements (AASB-RDRs) adopted by the Australian Accounting Standards Board (AASB) and the Corporations Act 2001. These financial statements comply with Australian Accounting Standards - Reduced Disclosure Requirements.

ASIC Class Order 10/654 Inclusion of parent entity financial statements in financial reports has been applied to permit the inclusion of parent entity financial statements in this consolidated financial report.

The financial statements were approved by the Board of Directors on 16th December 2014.

### (b) Basis of measurement

These consolidated financial statements have been prepared on the historical cost basis, except for investment property which is measured at fair value.

### (c) Functional and presentation currency

These consolidated financial statements are presented in Australian dollars, which is also the Company's functional currency.



# Notes to the financial statements

## 2 BASIS OF PREPARATION (continued)

### (d) Use of estimates and judgements

The preparation of financial statements requires management to make judgements, estimates and assumptions that affect the application of accounting policies and the reported amounts of assets, liabilities, income and expenses. Actual results may differ from these estimates.

Estimates and underlying assumptions are reviewed on an ongoing basis. Revisions to accounting estimates are recognised in the period in which the estimate is revised and in any future periods affected.

Information about assumptions and estimation uncertainties that have a significant risk of resulting in a material adjustment within the next financial year are included in the following notes:

- Note 8 Discontinued operations
- Note 12 Investment properties
- Note 13 Assets classified as held for sale
- Note 15 Property, plant and equipment
- Note 17 Intangible assets
- Note 18 Trade and other payables
- Note 21 Business combination
- Note 24 Contingent assets and contingent liabilities

### (e) Changes in accounting policies

#### *Short-term employee benefits*

The Company has adopted AASB119 Employee Benefits (2011) with a date of initial application of 1 November 2013.

As a result of AASB119 (2011), the Company has changed its accounting policy with respect to the definition of short-term employee benefits. The amended AASB119 (2011) defines the short-term benefits as benefits that are expected to be settled wholly within 12 months after the end of the annual reporting period in which the employees render the related service. It was previously defined as those due to be settled within 12 months after the end of the period in which employees render the related service. This change may result in benefits previously classified as short-term being treated as other long-term employee benefits and measured on a discounted basis.

The Company assessed its short-term employee benefits on adoption of the revised standard and noted it to have no material impact to the Company's financial statements.

#### *AASB 13 Fair Value Measurement*

AASB 13 provides a single source of guidance on how fair value is measured, and replaces the fair value measurement guidance that is currently dispersed throughout Australian Accounting Standards. Subject to limited exceptions, AASB 13 is applied when fair value measurements or disclosures are required or permitted by other AASBs. There has not been any material changes as a result of adopting this new standard.

### (f) Going concern

The financial statements have been prepared on the going concern basis of accounting, which assumes the continuity of normal business activities and the realisation of assets and settlement of liabilities in the ordinary course of business.

The Company has reported a net working capital deficiency of \$1,158,688 (2013: \$1,864,427). Notwithstanding the above, the directors believe the going concern assumption is appropriate given:

# Notes to the financial statements

## (f) **Going concern (continued)**

- The Canterbury League Club Limited has committed grant funding for the year ending 31 October 2015 of \$5,000,000;
- In addition to the committed funding above, the Canterbury League Club Limited has undertaken to continue to provide such financial and other support as necessary (including grants or loans) to the Company for at least the next twelve months from the date of approval of the Company's financial statements for the year ended 31 October 2014 to enable the Company to continue to trade and to meet its financial obligations and be able to pay its debts as and when they become due and payable.

After considering the above, the directors consider that the Company will be able to continue to fulfil all obligations as and when they fall due for the foreseeable future, being at least one year from the date of approval of these financial statements, and accordingly, that the Company's financial statements should be prepared on a going concern basis.

Accordingly, no adjustment has been made to the financial report relating to the recoverability and classification of recorded asset amounts or to the amounts and classification of liabilities that might be necessary should the Company not continue as a going concern.

## 3 **SIGNIFICANT ACCOUNTING POLICIES**

The accounting policies set out below have been applied consistently to all periods presented in these consolidated financial statements, and have been applied consistently by the consolidated entity and the Company.

## (a) **Basis of consolidation**

### (i) *Subsidiaries*

Subsidiaries are entities controlled by the consolidated entity. Control exists when the consolidated entity has the power to govern the financial and operating policies of an entity so as to obtain benefits from its activities. In assessing control, potential voting rights that currently are exercisable are taken into account. The financial statements of subsidiaries are included in the consolidated financial statements from the date that control commences until the date that control ceases. The accounting policies of subsidiaries have been changed when necessary to align them with the policies adopted by the consolidated entity.

### (ii) *Transactions eliminated on consolidation*

Intra-group balances, and any unrealised income and expenses arising from intra-group transactions, are eliminated in preparing the consolidated financial statements.

### (iii) *Amalgamation reserve*

An amalgamation reserve in members' funds is utilised for amalgamations with other registered clubs. The amount presented is equal to the fair value of the net assets of the club acquired. The individual assets and liabilities acquired are presented in the consolidated statement of financial position. This policy is effective for amalgamations occurring after 1 November 2010.

## (b) **Financial instruments**

### (i) *Non-derivative financial assets*

Financial assets are recognised initially on the date at which the consolidated entity becomes a party to the contractual provisions of the instrument.

The consolidated entity derecognises a financial asset when the contractual rights to the cash flows from the asset expire, or it transfers the rights to receive the contractual cash flows on the financial asset in a transaction in which substantially all the risks and rewards of ownership of the financial asset are transferred. Any interest in transferred financial assets that is created or retained by the consolidated entity is recognised as a separate asset or liability.

The consolidated entity has the following categories of non-derivative financial assets: loans and receivables.



# Notes to the financial statements

## 3 SIGNIFICANT ACCOUNTING POLICIES (continued)

### (b) Financial instruments (continued)

#### (i) Non-derivative financial assets (continued)

##### *Loans and receivables*

Loans and receivables are recognised initially at fair value and subsequently measured at amortised cost using the effective interest method, less any impairment losses (see note 3(h)).

Loans and receivables comprise cash and trade and other receivables and call deposits with maturities greater than three months from the acquisition date that are subject to an insignificant risk of changes in their fair value.

##### *Cash and cash equivalents*

Cash and cash equivalents comprise cash balances and call deposits with maturities of three months or less from the acquisition date that are subject to an insignificant risk of changes in their fair value, and are used by the consolidated entity in the management of its short-term commitments.

#### (ii) Non-derivative financial liabilities

Financial liabilities are recognised initially on the date at which the consolidated entity becomes a party to the contractual provisions of the instrument. The consolidated entity derecognises a financial liability when its contractual obligations are discharged, cancelled or expire.

Financial assets and financial liabilities are offset and the net amount presented in the statement of financial position when, and only when, the consolidated entity has a legal right to offset the amounts and intends either to settle on a net basis or to realise the asset and settle the liability simultaneously.

The consolidated entity has the following categories of non-derivative financial liabilities: other financial liabilities.

Other financial liabilities are recognised initially at fair value plus any directly attributable transaction costs. Subsequent to initial recognition these financial liabilities are measured at amortised cost using the effective interest rate method.

Other financial liabilities comprise bank overdrafts, loans and borrowings and trade and other payables.

Bank overdrafts that are repayable on demand and form an integral part of the consolidated entity's cash management are included as a component of cash and cash equivalents for the purpose of the statement of cash flows.

### (c) Property, plant and equipment

#### (i) Recognition and measurement

Items of property, plant and equipment are measured at cost less accumulated depreciation and accumulated impairment losses.

Cost includes expenditure that is directly attributable to the acquisition of the asset. Purchased software that is integral to the functionality of the related equipment is capitalised as part of that equipment.

When parts of an item of property, plant and equipment have different useful lives, they are accounted for as separate items (major components) of property, plant and equipment.

Any gains and losses on disposal of an item of property, plant and equipment (calculated as the difference between the net proceeds from disposal and the carrying amount of the item) is recognised in profit or loss.

# Notes to the financial statements

## (c) Property, plant and equipment (continued)

### (ii) Subsequent costs

Subsequent expenditure is capitalised only when it is probable that the future economic benefits associated with the expenditure will flow to the consolidated entity. Ongoing repairs and maintenance are expensed as incurred.

### (iii) Depreciation

Depreciation is calculated over the depreciable amount, which is the cost of an asset, or other amount substituted for cost, less its residual value.

Depreciation is recognised in profit or loss over the estimated useful lives of each part of an item of property, plant and equipment, since this most closely reflects the expected pattern of consumption of the future economic benefits embodied in the asset. Leased assets are depreciated over the shorter of the lease term and their useful lives unless it is reasonably certain that the consolidated entity will obtain ownership by the end of the lease term. Land is not depreciated.

The depreciation methods and estimated depreciation rates for the current and comparative periods are as follows:

	<i>Depreciation rates</i>	<i>Depreciation methods</i>
• Leasehold improvements	33.30%	Straight line
• Buildings	2.50%	Straight line
• Furniture and fittings, plant and equipment	20–30%	Diminishing value
• Poker machines	20–40%	Diminishing value
• Assets under lease/hire purchase	25%	Straight line

Depreciation methods, useful lives and residual values are reviewed at each financial year-end and adjusted if appropriate.

## (d) Intangible assets

### *Poker machine entitlements*

Poker machine entitlements have infinite useful lives given they have no expiry date. They are measured at cost less accumulated impairment losses.

Subsequent expenditure is capitalised only when it increases the future economic benefits embodied in the specific asset to which it relates. All other expenditure is recognised in profit or loss as incurred.

## (e) Investment property

Investment property is property held either to earn rental income or for capital appreciation or for both, but not for sale in the ordinary course of business, use in the production or supply of goods or services or for administrative purposes. Investment property is measured at cost on initial recognition and subsequently at fair value with any change therein recognised in profit or loss. Cost includes expenditure that is directly attributable to the acquisition of the investment property.

When the use of a property changes such that it is reclassified as property, plant and equipment, its fair value at the date of reclassification becomes its cost for subsequent accounting.



# Notes to the financial statements

## 3 SIGNIFICANT ACCOUNTING POLICIES (continued)

### (f) Leased assets

Leases in terms of which the consolidated entity assumes substantially all the risks and rewards of ownership are classified as finance leases. Upon initial recognition the leased asset is measured at an amount equal to the lower of its fair value and the present value of the minimum lease payments. Subsequent to initial recognition, the asset is accounted for in accordance with the accounting policy applicable to that asset.

Other leases are classified as operating leases and the leased assets are not recognised in the consolidated entity's statement of financial position.

### (g) Inventories

Inventories are measured at the lower of cost and net realisable value. The cost of inventories is based on the first-in first-out principle, and includes expenditure incurred in acquiring the inventories and other costs incurred in bringing them to their existing location and condition.

Net realisable value is the estimated selling price in the ordinary course of business, less the estimated costs of completion and selling expenses.

### (h) Impairment

#### (i) Financial assets

A financial asset not carried at fair value through profit or loss is assessed at each reporting date to determine whether there is objective evidence that it is impaired. A financial asset is impaired if objective evidence indicates that a loss event has occurred after the initial recognition of the asset, and that the loss event had a negative effect on the estimated future cash flows of that asset that can be estimated reliably.

Objective evidence that financial assets are impaired can include default or delinquency by a debtor, restructuring of an amount due to the consolidated entity on terms that the consolidated entity would not consider otherwise, indications that a debtor or issuer will enter bankruptcy, economic conditions that correlate with defaults.

The consolidated entity considers evidence of impairment for receivables at both a specific asset and collective level. All individually significant receivables are assessed for specific impairment. All individually significant receivables found not to be specifically impaired are then collectively assessed for any impairment that has been incurred but not yet identified.

An impairment loss in respect of a financial asset measured at amortised cost is calculated as the difference between its carrying amount and the present value of the estimated future cash flows discounted at the asset's original effective interest rate. Losses are recognised in profit or loss and reflected in an allowance account against receivables. Interest on the impaired asset continues to be recognised through the unwinding of the discount. When a subsequent event causes the amount of impairment loss to decrease, the decrease in impairment loss is reversed through profit or loss.

#### (ii) Non-financial assets

The carrying amounts of the consolidated entity's non-financial assets, other than investment property, inventories and deferred tax assets, are reviewed at each reporting date to determine whether there is any indication of impairment. If any such indication exists, then the asset's recoverable amount is estimated. Indefinite live intangible assets are tested annually for impairment.

# Notes to the financial statements

## (h) Impairment (continued)

### (ii) *Non-financial assets (continued)*

The recoverable amount of an asset or cash-generating unit is the greater of its fair value less costs to sell and value in use, being the depreciated replacement cost of the asset. For the purpose of impairment testing, assets are grouped together into the smallest group of assets that generates cash inflows from continuing use that are largely independent of the cash inflows of other assets or groups of assets (a “cash-generating unit” or “CGU”).

An impairment loss is recognised if the carrying amount of an asset or its CGU exceeds its estimated recoverable amount. Impairment losses are recognised in profit or loss. Impairment losses recognised in respect of CGUs are allocated to reduce the carrying amounts of the other assets in the unit (group of units) on a pro rata basis.

Impairment losses recognised in prior periods are assessed at each reporting date for any indications that the loss has decreased or no longer exists. An impairment loss is reversed if there has been a change in the estimates used to determine the recoverable amount. An impairment loss is reversed only to the extent that the asset's carrying amount does not exceed the carrying amount that would have been determined, net of depreciation or amortisation, if no impairment loss had been recognised.

### (i) **Non-current assets held for sale**

Non-current assets that are expected to be recovered primarily through sale rather than through continuing use are classified as held for sale. Immediately before classification as held for sale, the assets are remeasured in accordance with the consolidated entity's accounting policies. Thereafter generally the assets are measured at the lower of their carrying amount and fair value less cost to sell.

Impairment losses on initial classification as held for sale and subsequent gains or losses on remeasurement are recognised in profit or loss. Gains are not recognised in excess of any cumulative impairment loss.

Once classified as held for sale, intangible assets and property, plant and equipment are not amortised or depreciated.

## (j) **Employee benefits**

### (i) *Defined contribution plans*

A defined contribution plan is a post-employment benefit plan under which an entity pays fixed contributions into a separate entity and will have no legal or constructive obligation to pay further amounts. Obligations for contributions to defined contribution plans are recognised as an employee benefit expense in profit or loss in the periods during which services are rendered by employees.

### (ii) *Other long-term employee benefits*

The consolidated entity's net obligation in respect of long-term employee benefits other than defined benefit plans is the amount of future benefit that employees have earned in return for their service in the current and prior periods plus related on-costs; that benefit is discounted to determine its present value, and the fair value of any related assets is deducted. The discount rate is the yield at the reporting date on government bonds that have maturity dates approximating the terms of the consolidated entity's obligations.

### (iii) *Short-term benefits*

Short-term employee benefit obligations are measured on an undiscounted basis and are expensed as the related service is provided.

# Notes to the financial statements

## 3 SIGNIFICANT ACCOUNTING POLICIES (continued)

### (k) Provisions

A provision is recognised if, as a result of a past event, the consolidated entity has a present legal or constructive obligation that can be estimated reliably, and it is probable that an outflow of economic benefits will be required to settle the obligation. Provisions are determined by discounting the expected future cash flows at a pre-tax rate that reflects current market assessments of the time value of money and the risks specific to the liability.

The consolidated entity operates a loyalty program where customers accumulate points for dollars spent. The provision represents the current estimate of future cash outflows that will result from future redemption of unredeemed points as at year end.

#### *Make good provision*

In accordance with the consolidated entity's leases of premises, the consolidated entity must restore leased premises to their original condition. Because of the long-term nature of the liability, the greatest uncertainty in estimating the provision is the costs that will ultimately be incurred.

The provision is the best estimate of the present value of the expenditure required to settle the make good obligation at the reporting date, based on current market conditions. Future restoration costs are reviewed annually and any changes are reflected in the present value of the make good provision at the end of the reporting period.

### (l) Revenue

#### *Goods sold and services rendered*

Revenue from the sale of goods comprises revenue earned from the provision of food, beverage and other goods, and is recognised when the significant risks and rewards of ownership have been transferred to the buyer.

Revenue from services rendered comprises revenue from gaming facilities together with other services provided to members and patrons of the consolidated entity, and is recognised through profit or loss when the services are provided. No revenue is recognised if there are significant uncertainties regarding recovery of the consideration due or the reliable measurement of costs incurred or to be incurred, there is risk of return of goods or there is continuing management involvement with the goods.

#### *Commissions*

When the consolidated entity acts in the capacity of an agent rather than as the principal in a transaction, the revenue recognised is the net amount of commission made by the consolidated entity.

#### *Grant revenue*

Grants are recognised as income when there is reasonable assurance they will be received by the Company and the Company has complied with the conditions associated with the grant.

### (m) Lease payments

Payments made under operating leases are recognised in profit or loss on a straight-line basis over the term of the lease. Lease incentives received are recognised as an integral part of the total lease expense, over the term of the lease.

Minimum lease payments made under finance leases are apportioned between the finance expense and the reduction of the outstanding liability. The finance expense is allocated to each period during the lease term so as to produce a constant periodic rate of interest on the remaining balance of the liability.

### (n) Finance income and finance costs

Finance income comprises interest income on cash and cash equivalents. Interest income is recognised as it accrues in profit or loss, using the effective interest method.

Finance costs comprise interest expense on loans and borrowings. Borrowing costs that are not directly attributable to the acquisition, construction or productions of a qualifying asset are recognised in profit or loss using the effective interest method.



# Notes to the financial statements

## **(o) Tax**

### **(i) Company**

The Company is exempt from income tax under Taxation Ruling 97/22 as the Bulldogs Rugby League Club Limited is regarded as being established for the encouragement of a game and sport.

### **(ii) Consolidated entity**

#### **(a) Current tax**

Current tax is the expected tax payable or receivable on the taxable income or loss for the year, using tax rates enacted or substantively enacted at the reporting date, and any adjustment to tax payable in respect of previous years.

#### **(b) Deferred tax**

Deferred tax is recognised in respect of temporary differences between the carrying amounts of assets and liabilities for financial reporting purposes and the amounts used for taxation purposes.

The measurement of deferred tax reflects the tax consequences that could follow the manner in which the consolidated entity expects, at the end of the reporting period, to recover or settle the carrying amount of its assets and liabilities.

Deferred tax is measured at the tax rates that are expected to be applied to temporary differences when they reverse, using tax rates enacted or substantively enacted by the reporting date.

Deferred tax assets and liabilities are offset if there is a legally enforceable right to offset current tax liabilities and assets, and they relate to income taxes levied by the same tax authority on the same taxable entity, or on different tax entities, but they intend to settle current tax liabilities and assets on a net basis or their tax assets and liabilities will be realised simultaneously.

A deferred tax asset is recognised for unused tax losses, tax credits and deductible temporary differences, to the extent that it is probable that future taxable profits will be available against which they can be utilised. Deferred tax assets are reviewed at each reporting date and are reduced to the extent that it is no longer probable that the related tax benefit will be realised.

#### **(c) Tax exposure**

In determining the amount of current and deferred tax the consolidated entity takes into account the impact of uncertain tax positions and whether additional taxes and interest may be due. This assessment relies on estimates and assumptions and may involve a series of judgements about future events. New information may become available that causes the consolidated entity to change its judgement regarding the adequacy of existing tax liabilities; such changes to tax liabilities will impact tax expense in the period that such a determination is made.

## **(p) Goods and services tax**

Revenue, expenses and assets are recognised net of the amount of goods and services tax (GST), except where the amount of GST incurred is not recoverable from the taxation authority. In these circumstances, the GST is recognised as part of the cost of acquisition of the asset or as part of the expense.

Receivables and payables are stated with the amount of GST included. The net amount of GST recoverable from, or payable to, the Australian Taxation Office (ATO) is included as a current asset or liability in the statement of financial position.

Cash flows are included in the statement of cash flows on a gross basis. The GST components of cash flows arising from investing and financing activities which are recoverable from, or payable to, the ATO are classified as operating cash flows.

# Notes to the financial statements

## 4 REVENUE

For the year ended 31 October 2014	<i>Consolidated</i>		<i>Company</i>	
	<i>2014</i>	<i>2013</i>	<i>2014</i>	<i>2013</i>
Revenue from catering	5,754,382	5,279,856	-	-
Revenue from beverages	4,321,574	3,064,493	-	-
Revenue from gaming	71,639,567	71,760,482	-	-
Revenue from fitness centre	2,054,769	2,008,694	-	-
Revenue from functions	1,903,696	1,406,182	791,651	450,405
Subscriptions and joining fees	248,344	304,614	11,291	11,105
Sponsorship and corporate hospitality revenue	5,382,277	5,277,251	5,500,818	5,377,251
Commissions revenue	293,791	236,145	-	-
Season tickets and gate receipts	3,014,817	2,913,135	3,026,870	2,916,358
Other revenue	1,214,202	468,856	1,069,602	385,439
Grant revenue	7,511,999	7,112,000	11,981,998	11,112,000
Merchandise sales and royalties	2,201,031	1,977,945	2,201,031	1,982,950
<b>Total</b>	<b>105,540,449</b>	<b>101,809,653</b>	<b>24,583,261</b>	<b>22,235,508</b>

## 5 PERSONNEL EXPENSES

Wages and salaries	32,405,474	29,977,511	13,173,279	11,819,162
Other associated personnel expenses	5,501,993	4,288,547	1,388,720	1,280,683
Contributions to defined contribution plans	2,897,435	2,789,615	978,705	855,995
<b>Total</b>	<b>40,804,902</b>	<b>37,055,673</b>	<b>15,540,704</b>	<b>13,955,840</b>

# Notes to the financial statements

## 6 FINANCE INCOME AND FINANCE COSTS

For the year ended 31 October 2014	<i>Consolidated</i>		<i>Company</i>	
	<i>2014</i>	<i>2013</i>	<i>2014</i>	<i>2013</i>
Interest income	420,227	279,194	6,385	11,354
Finance income	420,227	279,194	6,385	11,354
Interest expense – bank loans	(191)	(6,625)	-	-
Interest expense – others	(13,629)	(25,973)	(13,629)	(21,741)
Finance costs	(13,820)	(32,598)	(13,629)	(21,741)
Net finance income/(costs) recognised in profit or loss	406,407	(246,596)	(7,244)	(10,387)

## 7 TAX EXPENSE

<b>Current tax expense</b>				
Current year	529,415	620,218	-	-
Under/(over) provision for prior periods	(182,201)	56,304	-	-
	347,214	676,522	-	-
<b>Deferred tax expense</b>				
Origination and reversal of temporary differences	710,854	125,552	-	-
	710,854	125,552	-	-
<b>Total tax expense</b>	1,058,068	802,074	-	-

### Numerical reconciliation between tax expense and pre-tax accounting profit

The Income Tax Assessment Act 1997 (amended) provides that under the concept of mutuality, registered clubs are only liable for income tax on income derived from non-members and from outside entities.

The Bulldogs Rugby League Club Limited is exempt from income tax (see note 3(o)).

*The amount set aside for income tax in the statement of comprehensive income has been calculated as follows:*

Proportion of net taxable income attributable to non-members	2,903,952	4,185,944	-	-
Add: Other taxable income	1,546,108	1,211,672	-	-
	4,450,060	5,397,616	-	-
Less: Other deductible expenses	(2,685,344)	(3,330,223)	-	-
<b>Net income subject to tax</b>	1,764,716	2,067,393	-	-
Income tax using the Company's statutory income tax rate of 30% (2012: 30%)	529,415	620,218	-	-
Movement in deferred tax assets	710,854	125,552	-	-
Under/(over) provision for prior periods	(182,201)	56,304	-	-
	1,058,068	802,074	-	-



# Notes to the financial statements

## 8 DISCONTINUED OPERATIONS

"On 11 November 2013, the consolidated entity committed to a plan and called for expressions of interest for an amalgamation partner for its premises at Bateau Bay, The Bay Sports Club. Accordingly, the assets and liabilities to be transferred on the de-amalgamation has been presented as a disposal group held for sale at 31 October 2014. An offer of \$6,000,000 was received and accepted by the consolidated entity for the land, buildings, plant, equipment, gaming machine entitlements and employee benefits prior to year end. Costs to sell were estimated at \$500,000, which has been taken into account when valuing assets classified as Assets held for sale.

The consolidated entity has also committed to a plan to sell the land and buildings at the Earlwood premises. On 29 June 2014 the club at the Earlwood premises ceased trading, the club's licence de-activated and all gaming machine entitlements transferred to other premises run by the consolidated entity. On 30 October 2014 the consolidated entity received and accepted a \$4,000,000 offer for the sale of 32 Fricourt Avenue. Management have also obtained a market appraisal from an external real estate agent for the remaining two lots at 7-9 Kitchener Avenue, which are to be auctioned in December 2014. Costs to sell were estimated at \$50,000, which has been taken into account when valuing assets classified as Assets held for sale.

Impairment losses of \$6,166,727 for write-downs of the disposal groups to the lower of their carrying amount and their fair value less costs to sell have been included in Impairment expense below. The Bay Sports Club and Earlwood premises were not previously classified as held-for-sale or as a discontinued operation. The comparative statement of profit or loss and other comprehensive income has been restated to show the discontinued operation separately from continuing operations.

For the year ended 31 October 2014	<i>Consolidated</i>	
	<i>2014</i>	<i>2013</i>
Revenue	5,005,231	5,671,213
Expenses	(5,645,106)	(6,178,912)
<b>Earning before depreciation &amp; impairment</b>	<b>(639,875)</b>	<b>(507,699)</b>
Depreciation expense	(764,180)	(682,559)
Impairment expense – Bateau Bay	(5,404,157)	-
Impairment expense – Earlwood	(762,570)	-
<b>Results from operating activities</b>	<b>(7,570,782)</b>	<b>(1,190,258)</b>
Income tax benefit	90,689	-
Results from operating activities, net of tax	(7,480,093)	(1,190,258)
<b>Cash flows (used in)/from discontinued operation</b>		
Net cash used in operating activities (including impact of internal financing)	(488,270)	(494,746)
Net cash used in investing activities	(42,277)	(367,303)
<b>Net cash flow for the year</b>	<b>(530,547)</b>	<b>(862,049)</b>

## 9 CASH AND CASH EQUIVALENTS

	<i>Consolidated</i>		<i>Company</i>	
	<i>2014</i>	<i>2013</i>	<i>2014</i>	<i>2013</i>
Cash at bank and on hand	19,100,381	14,257,777	1,243,270	255,260
Cash and cash equivalents	19,100,381	14,257,777	1,243,270	255,260
Bank overdrafts repayable on demand	-	(290,329)	-	(290,329)
Cash and cash equivalents in the statement of cash flows	19,100,381	13,967,448	1,243,270	(35,069)

# Notes to the financial statements

## 10 TRADE AND OTHER RECEIVABLES

For the year ended 31 October 2014	<i>Consolidated</i>		<i>Company</i>	
	<i>2014</i>	<i>2013</i>	<i>2014</i>	<i>2013</i>
Trade receivables	411,801	241,623	651,927	188,315
Other receivables	277,334	213,420	194,763	130,849
Term deposits	2,000,000	-	-	-
	2,689,135	455,043	846,690	319,164

## 11 INVENTORIES

Bar	314,110	316,632	-	-
Bistro	89,152	82,828	-	-
Other	304,552	309,233	-	-
Merchandise	126,773	190,808	126,773	190,808
	834,587	899,501	126,773	190,808

## 12 INVESTMENT PROPERTY

	<i>Consolidated 2014</i>
Balance at 1 November	5,042,973
Acquisitions	4,465
Net gain arising from changes in the fair value of investment properties	1,342,562
Balance at 31 October	6,390,000

Investment property represents the consolidated entity's land and building holdings located in Liverpool and Belmore NSW, and is stated at fair value. The determination of fair value has been based on a valuation by an independent valuer (Hymans Assets Management) who hold a recognised and relevant professional qualification and have recent experience in the location and category of the investment properties. The open market value for these properties were valued at \$6,390,000 as at September 2014.

## 13 ASSETS AND LIABILITIES CLASSIFIED AS HELD FOR SALE

At 31 October 2014, the disposal groups were stated at fair value less costs to sell and comprised the following assets and liabilities. Impairment recognised on each disposal group were allocated on a pro-rata basis across the carrying value of the assets held.

	<i>Bateau Bay</i>	<i>Earlwood</i>	<i>Total</i>
Assets classified as held for sale	3,806,051	6,150,000	9,956,051
Liabilities classified as held for sale	1,922,357	-	1,922,357
Net Assets attributable to assets classified as held for sale	5,728,408	6,150,000	11,878,408

# Notes to the financial statements

## 14 TAX ASSETS AND LIABILITIES

### Recognised deferred tax assets and liabilities

Deferred tax assets and liabilities are attributable to the following:

<i>Consolidated</i>	<i>Assets</i>		<i>Liabilities</i>		<i>Net</i>	
For the year ended 31 October 2014	2014	2013	2014	2013	2014	2013
Property, plant and equipment	943,816	1,207,798	-	-	943,816	1,207,798
Investment property	388,706	792,814	-	-	388,706	792,814
Employee benefits	184,373	62,845	-	-	184,373	62,845
Trade and other payables	59,331	231,496	-	-	59,331	231,496
Provisions	7,873	-	-	-	7,873	-
<b>Net tax assets</b>	<b>1,584,099</b>	<b>2,294,953</b>	<b>-</b>	<b>-</b>	<b>1,584,099</b>	<b>2,294,953</b>

### Movement in temporary differences during the year

	<i>Consolidated</i>		
	<i>Balance 1 Nov 2012</i>	<i>Recognised in profit or loss</i>	<i>Balance 31 Oct 2013</i>
Property, plant and equipment	1,271,997	(64,199)	1,207,798
Investment property	822,814	(30,000)	792,812
Employee benefits	232,746	(169,901)	62,845
Trade and other payables	92,948	138,548	231,496
	2,420,505	(125,552)	2,294,953

	<i>Consolidated</i>		
	<i>Balance 1 Nov 2013</i>	<i>Recognised in profit or loss</i>	<i>Balance 31 Oct 2014</i>
Property, plant and equipment	1,207,798	(263,982)	943,816
Investment property	792,814	(404,108)	388,706
Employee benefits	62,845	121,528	184,373
Trade and other payables	231,496	(172,165)	59,331
Provisions	-	7,873	7,873
	2,294,953	(710,854)	1,584,099



# Notes to the financial statements

## 15 PROPERTY, PLANT AND EQUIPMENT

For the year ended 31 October 2014	<i>Consolidated</i>						
	<i>Land &amp; Buildings</i>	<i>Leasehold improvements</i>	<i>Furniture &amp; fittings, plant &amp; equipment</i>	<i>Poker machines</i>	<i>Asset under/hire purchase</i>	<i>Work in Progress</i>	<i>Total</i>
<b>Cost</b>							
Balance at 1 Nov 2013	149,320,144	677,963	32,219,155	24,459,520	371,541	3,131,047	210,179,370
Additions	49,619	72,201	926,928	3,344,186	-	4,753,505	9,146,439
Disposals	-	-	(201,882)	(3,057,596)	-	(145,497)	(3,404,975)
Transfers to assets held for sale	(19,995,957)	-	(963,326)	(1,981,311)	-	-	(22,940,594)
Transfers	2,665,804	-	1,315,739	-	-	(3,981,543)	-
<b>Balance at 31 Oct 2014</b>	<b>132,039,610</b>	<b>750,164</b>	<b>33,296,614</b>	<b>22,764,799</b>	<b>371,541</b>	<b>3,757,512</b>	<b>192,980,240</b>
<b>Depreciation and impairment</b>							
Balance at 1 Nov 2013	43,140,648	272,254	23,856,159	18,510,154	115,434	-	85,894,649
Depreciation for the year	3,195,262	72,590	1,847,671	3,014,424	38,057	-	8,168,003
Transfers to assets held for sale	(6,206,294)	-	(735,842)	(1,689,223)	-	-	(8,631,359)
Disposals	-	-	(165,759)	(2,816,738)	-	-	(2,982,497)
<b>Balance at 31 Oct 2014</b>	<b>40,129,616</b>	<b>344,844</b>	<b>24,802,229</b>	<b>17,018,617</b>	<b>153,491</b>	<b>-</b>	<b>82,448,796</b>
<b>Carrying amounts</b>							
Balance at 1 Nov 2013	106,179,496	405,709	8,362,996	5,949,366	256,107	3,131,047	124,284,721
<b>Balance at 31 Oct 2014</b>	<b>91,909,994</b>	<b>405,320</b>	<b>8,494,385</b>	<b>5,746,182</b>	<b>218,050</b>	<b>3,757,512</b>	<b>110,531,444</b>
<i>Company</i>							
<b>Cost</b>							
Balance at 1 Nov 2013		677,963	2,420,881		371,541		3,470,385
Additions		72,201	114,552		-		186,753
Disposals		-	(116,902)		-		(116,902)
<b>Balance at 31 Oct 2014</b>		<b>750,164</b>	<b>2,418,531</b>		<b>371,541</b>		<b>3,540,236</b>
<b>Depreciation and impairment</b>							
Balance at 1 Nov 2013		272,254	1,382,138		115,434		1,769,826
Depreciation for the year		72,590	188,916		38,057		299,562
Disposals		-	(86,060)		-		(86,060)
<b>Balance at 31 Oct 2014</b>		<b>344,844</b>	<b>1,484,994</b>		<b>153,491</b>		<b>1,983,328</b>
<b>Carrying amounts</b>							
Balance at 1 Nov 2013		405,709	1,038,743		256,107		1,700,559
<b>Balance at 31 Oct 2014</b>		<b>405,320</b>	<b>933,537</b>		<b>218,050</b>		<b>1,556,908</b>

# Notes to the financial statements

## 15 PROPERTY, PLANT AND EQUIPMENT (continued)

### Valuation of land and buildings

The latest independent valuations of the consolidated entity's land and buildings, carried out in October 2014 by Hymans Assets Management on the basis of open market value for existing use, resulted in a valuation of land and buildings of \$104,685,000. Any additions or transfers since the valuations are expected to be reflected in an equivalent increase in the recoverable amount of the consolidated entity's land and buildings.

### Motor vehicles under finance lease

The consolidated entity leases motor vehicles under a number of finance leases. At the end of each of the finance lease term the consolidated entity has the option to purchase the equipment at a beneficial price. At 31 October 2014, the net carrying amount of leased motor vehicles was \$210,903 (2013: \$256,107). The leased equipment secures lease obligations (see note 19).

## 16 CORE AND NON-CORE PROPERTIES

Pursuant to Section 41J of the Registered Clubs Amendment Act 2006, the consolidated entity defines property as follows:

For the year ended 31 October 2014	<i>Consolidated</i>	
	<i>2014</i>	<i>2013</i>
Core property	90,944,610	105,439,467
Non-core property	17,044,080	5,783,001
Balance at 31 October	107,988,690	111,222,468

### Core properties are located at:

26 Bridge Road, Belmore, NSW  
26 Quigg Street, Lakemba, NSW  
12 Persic Street, Belfield NSW

### Non-core properties are located at:

5 Bias Avenue, Bateau Bay, NSW  
7 Kitchener Avenue, Earlwood, NSW  
32 Fricourt Avenue, Earlwood, NSW  
82 Memorial Avenue, Liverpool, NSW  
84 Memorial Avenue, Liverpool, NSW  
70 Bridge Road, Belmore, NSW  
64 Bridge Road, Belmore, NSW  
375 Burwood Road, Belmore, NSW  
4 York Street, Belmore, NSW

## 17 INTANGIBLE ASSETS

### Cost

Balance as at 1 November 2013
Acquisitions
Transfers to assets held for sale
<b>Balance as at 31 October 2014</b>

<i>Consolidated</i>		
<i>Poker machine entitlements</i>	<i>Rights to a domain name</i>	<i>Total</i>
7,990,400	8,182	7,998,582
55,000	-	55,000
(3,735,900)	-	(3,735,900)
4,309,500	8,182	4,317,682

# Notes to the financial statements

## 18 TRADE AND OTHER PAYABLES

	2014	2013	2014	2013
<b>Current</b>				
Trade payables	2,259,836	1,343,503	140,617	201,101
Other payables and accrued expenses	6,102,376	6,689,366	1,802,381	1,578,746
Income received in advance	1,522,526	648,389	1,223,300	339,140
	9,884,738	8,681,258	3,166,298	2,118,987

Included in other payables and accrued expenses are amounts that have been accrued in relation to occupancy of the Belmore Sports Ground consistent with the terms of a lease agreement with Canterbury City Council which has yet to be agreed and executed as at the date of this report.

## 19 LOANS AND BORROWINGS

	<b>Consolidated</b>		<b>Company</b>	
For the year ended 31 October 2014	2014	2013	2014	2013
<b>Current</b>				
Current portion of finance lease liabilities	58,612	63,919	58,612	63,919
<b>Non-current</b>				
Non-current portion of finance lease liabilities	119,256	176,660	119,256	176,660

### Finance lease liabilities

Finance lease liabilities of the consolidated entity and the Company are payable as follows:

#### *Future minimum lease payments*

	2014	2013
Less than one year	66,893	77,421
Between one and five years	122,749	192,982
	189,642	270,403



# Notes to the financial statements

## 20 EMPLOYEE BENEFITS

	<i>Consolidated</i>		<i>Company</i>	
	<i>2014</i>	<i>2013</i>	<i>2014</i>	<i>2013</i>
<b>Current</b>				
Liability for long service leave	1,341,921	1,556,604	57,354	12,474
Liability for annual leave	1,236,688	1,359,239	227,030	199,647
	2,578,609	2,915,843	284,384	212,121
<b>Non-current</b>				
Liability for long service leave	354,718	364,705	44,755	70,428

## 21 BUSINESS COMBINATION

### Amalgamation with Belfield RSL Club Limited

On 27 November 2012 the Canterbury League Club Limited (the acquirer), a controlled entity of the Company, facilitated an amalgamation with Belfield RSL Club Limited (the acquiree), a registered club that provides services and facilities to its members and guests.

100% of the member of Belfield RSL Club were transferred to become members of Canterbury League Club Limited. The amalgamation has enabled the consolidated entity to expand its family of clubs and ensure the continued operation of the Belfield RSL Club and delivery of its services to the community of Belfield and surrounding areas.

There was no consideration transferred from the consolidated entity to Belfield RSL Club. Members interests in Belfield RSL Club were exchanged for membership of the Canterbury League Club Limited.

### Identifiable assets acquired and liabilities assumed (at fair value)

	Consolidated 2013
Property, plant and equipment	646,882
Poker machine entitlement	560,000
Inventories	4,036
Trade and other receivables	9,345
Cash and cash equivalents	79,851
Loans and borrowings	(384,846)
Trade and other payables	(114,279)
<b>Total net identifiable assets</b>	<b>800,989</b>

## 22 OPERATING LEASES

### Leases as lessee

At the end of the reporting period, the future minimum lease payments under non-cancellable operating leases are payable as follows:

	<i>Consolidated</i>		<i>Company</i>	
	<i>2014</i>	<i>2013</i>	<i>2014</i>	<i>2013</i>
For the year ended 31 October 2014				
Less than one year	74,020	100,021	10,591	10,591
Between one and five years	84,008	59,132	13,628	24,218
	158,027	159,153	24,218	34,809







# Notes to the financial statements

- (b) During the 2014 financial year, an entity in which Mr Raymond Dib has financial interests, provided insurance services to Bulldogs Rugby League Club Limited in the amount of \$40,179 (2013: \$71,346) being the cost of insurance premiums paid, and to Canterbury League Club Limited in the amount of \$49,920 (2013: \$48,000) and received payment within normal commercial terms and conditions.
- (c) During the 2014 financial year, an entity in which Mr Raymond Dib, has a financial interest provided Corporate Superannuation consulting to the Bulldogs Rugby League Club Limited free of charge.
- (d) During the year Clayton Utz (legal firm) provided legal advice to both Canterbury League Club Limited and Bulldogs Rugby League Club Limited. One of the Partners at Clayton Utz is Peter McMahon (Director). Another Partner at Clayton Utz provided the legal advice to Canterbury League Club Limited for the total amount of \$26,277 (2013: Nil) and Bulldogs Rugby League Club Limited for the total amount of \$50,320 (2013: \$27,397). These transactions were under normal commercial terms and conditions.
- (e) During the 2014 financial year, an entity in which Stephen Mortimer is an ambassador provided telecommunications and information technology services to Bulldogs Rugby League Club in the amount of \$98,249. ICT (Telecoms) also provided computer supplies to the consolidated entity for an amount of \$625. These transactions were under normal commercial terms and conditions.

## **Transactions with the controlled entity - Canterbury League Club Limited**

The Company had the following transactions with its controlled entity:

- (a) Grants amounting to \$4,310,000 (2013: \$4,000,000) were received from the controlled entity.
- (b) An amount of \$100,000 (2013: \$100,000) was received as corporate hospitality from the controlled entity.
- (c) \$190,000 (2013: \$52,000) was received from the controlled entity through the ClubGRANTS Scheme for player rep levies and the referees association.
- (d) An amount of \$300,000 (2013: \$250,000) was paid by the controlled entity to certain players of the Company pursuant to permissible arrangements under the NRL Salary Cap regulations.
- (e) Certain players of the Company have paid rent amounting to \$42,855 (2013: \$23,965) to the controlled entity. All transactions have been executed at commercial rates. Furthermore, additional property was provided to certain junior players by the controlled entity free of charge.
- (f) During the 2014 financial year, the Company operated a Teamstore in a property owned by Canterbury League Club Limited located at Burwood Road, Belmore. Total rent paid to the controlled entity for the year amounts to \$17,000.
- (g) At year end, an amount of \$54,293 (2013: \$30,286) was payable to the controlling entity and an amount of \$310,000 (2013: Nil) was receivable from the controlling entity.
- (h) There have been other transactions between the Bulldogs Rugby League Club Limited and the Canterbury League Club Limited, such as purchases of merchandise and game tickets. All transactions have been executed at commercial rates.

# Notes to the financial statements

## 26 GROUP ENTITIES

	Country of incorporation	Controlling interest	
		2014	2013
<b>Parent entity</b>			
Bulldogs Rugby League Club Ltd	Australia		
<b>Controlled entity</b>			
Canterbury League Club Ltd	Australia	100%	100%

## 27 EVENTS AFTER THE REPORTING PERIOD

There have been no events subsequent to reporting date which would have a material effect on the Company's and the consolidated entity's financial statements at 31 October 2014.

## 28 ECONOMIC DEPENDENCY

The Bulldogs Rugby League Club Limited is dependent on financial support provided by the Canterbury League Club Limited. Canterbury League Club Limited has committed grant funding for the year ending 31 October 2015 of \$5,000,000.

# Director's declaration

---

In the opinion of the directors of Bulldogs Rugby League Club Limited (the Company):

- (a) the consolidated entity and the Company are not publicly accountable;
- (b) the financial statements and notes that are set out on pages 10 to 38, are in accordance with the Corporations Act 2001, including:
  - (i) giving a true and fair view of the Company's and the consolidated entity's financial position as at 31 October 2014 and of their performance for the financial year ended on that date; and
  - (ii) complying with Australian Accounting Standards - Reduced Disclosure Regime and the Corporations Regulations 2001; and
- (c) there are reasonable grounds to believe that the Company will be able to pay its debts as and when they become due and payable.

Signed in accordance with a resolution of directors.

A handwritten signature in black ink, appearing to read 'Ray', is written over a horizontal line.

Raymond Dib  
*Chairman*

Dated at Belmore this 16th day of December 2014.



# Independent audit report

## Independent audit report to the members of Bulldogs Rugby League Club Limited

### Report on the financial report

We have audited the accompanying financial report of Bulldogs Rugby League Club Limited (the Company), which comprises the statements of financial position as at 31 October 2014, and the statements of profit or loss and other comprehensive income, statements of changes in members' funds and the statements of cash flows for the year ended on that date, a summary of significant accounting policies and other explanatory notes and the directors' declaration set out on pages 10 to 39 of the consolidated entity comprising the Company and the entities it controlled at the year's end or from time to time during the financial year.

### *Directors responsibility for the financial report*

The directors of the Company are responsible for the preparation of the financial report that gives a true and fair view in accordance with Australian Accounting Standards – Reduced Disclosure Requirements and the Corporations Act 2001 and for such internal control as the directors determine is necessary to enable the preparation of the financial report that is free from material misstatement whether due to fraud or error.

### *Auditor's responsibility*

Our responsibility is to express an opinion on the financial report based on our audit. We conducted our audit in accordance with Australian Auditing Standards. These Auditing Standards require that we comply with relevant ethical requirements relating to audit engagements and plan and perform the audit to obtain reasonable assurance whether the financial report is free from material misstatement.

An audit involves performing procedures to obtain audit evidence about the amounts and disclosures in the financial report. The procedures selected depend on the auditor's judgement, including the assessment of the risks of material misstatement of the financial report, whether due to fraud or error. In making those risk assessments, the auditor considers internal control relevant to the entity's preparation and fair presentation of the financial report in order to design audit procedures that are appropriate in the circumstances, but not for the purpose of expressing an opinion on the effectiveness of the entity's internal control. An audit also includes evaluating the appropriateness of accounting policies used and the reasonableness of accounting estimates made by the directors, as well as evaluating the overall presentation of the financial report.

# Independent audit report

---

We performed the procedures to assess whether in all material respects the financial report presents fairly, in accordance with the Corporations Act 2001 and Australian Accounting Standards – Reduced Disclosure Requirements, a true and fair view which is consistent with our understanding of the Company's and the consolidated entity's financial position and of their performance.

We believe that the audit evidence we have obtained is sufficient and appropriate to provide a basis for our audit opinion.


## *Independence*

In conducting our audit, we have complied with the independence requirements of the Corporations Act 2001.

## *Auditor's opinion*

In our opinion:

- (a) the financial report of Bulldogs Rugby League Club Limited is in accordance with the Corporations Act 2001, including:
  - (i) giving a true and fair view of the Company's and the consolidated entity's financial position as at 31 October 2014 and of their performance for the year ended on that date; and
  - (ii) complying with Australian Accounting Standards – Reduced Disclosure Requirements and the Corporations Regulations 2001.

A handwritten signature in black ink, appearing to read 'Cameron Roan', is written over a horizontal line.

Cameron Roan  
*Partner*

Sydney  
16 December 2014



# Minutes of the 79th Annual General Meeting

Minutes of the 79th Annual General Meeting of the Bulldogs Rugby League Club Limited held on Sunday 8 February 2014 at the Bulldogs League Club at 10.07am.

## Opening Remarks

Ray Dib welcomed all to the Annual General Meeting of the Football Club.

Chairman Ray Dib declared the meeting opened at 10:25am

Declared the ballot closed at 10:25am

Mr Dib proposed an amendment to the agenda for the meeting whereby the election of director to be held after general business.

Moved: Bill Diakos

Seconded: Gabi Dagher

**CARRIED**

Ray Dib introduced the official table

Mr. Vince Costa (Chief Financial Officer)

Mr. John Carmody (Solicitor)

Ms Raelene Castle (Chief Executive Officer)

Mr Ray Dib (Chairman)

Dr George Peponis (League Club Chairman)

Mr Arthur Coorey (League Club Deputy Chairman)

Mr Paul Dunn (Deputy Chairman)

Acknowledged the League Club Directors in attendance; Mr George Coorey, Mr Barry Ward, Mr Steve Mortimer, Mr Tony Charlton

The Football Club Board; Mr Peter McMahon, Mr Andrew Farrar, Mr Phil Charlton, Mr Anthony Elias

And all Football & League Club Life members.

Mr Dib acknowledge notables in attendance:

Mr Tony Burke, MP

Mr Cameron Roan

Mr David Brace

Mr Des Hasler

Mr John Fay (Patron)

Mr Kahl Asfour

Former Member of Parliament Kevin Moss

Apologies include; Mr Todd Greenberg, Ms Kay Griffin, Mr Chris Haddad, Dr. Hugh Hazard, Mayor Brian Robson and Mr Jim Montague

Vale:

Geoff Connell

Bruce Hopkins

Tony Herring

The meeting stood for a minute silence as a mark of respect

## Agenda Item 1: Minutes of Previous General Meeting

Mr Dib proposed a motion to table the minutes from the 78th annual general meeting.

Moved: George Coorey

Seconded: Emmanuel Plomaritis

**CARRIED**

Mr Dib proposed a motion to approve the minutes from the 78th annual general meeting as true and accurate record.

Moved: Bill Diakos

Seconded: Harry Murray

**CARRIED**



## Agenda Item 2: Financial Statements

Mr Dib proposed a motion to table the Financial, Directors and auditors statements

Moved: Melissa McFarland

Seconded: Gabi Dagher

**CARRIED**

Mr Dib proposed a motion to adopt the financial, directors, auditor's statements

Moved: John Chidiac

Seconded: Ann O'Farrell

**CARRIED**

## Agenda Item 3: Annual Report

Mr Dib proposed a motion to table the 2013 Annual Report

Moved: Doreen Scroggy

Seconded: Jack Austin

**CARRIED**

### (i) Chairman's Address

Mr Ray Dib addressed the members, speaking of his pride in being the Chairman of the club. Mr Dib detailed the major milestones in 2013, specifically, the transition from former CEO Todd Greenberg to new CEO, Raelene Castle. Mr Dib conveyed thanks to the football staff and players for their hard work and dedication throughout the year. Mr Dib thanked the administration staff for their efforts in making the club one of the strongest clubs throughout the NRL. Mr Dib detailed some areas of growth, specifically, membership, sponsorship and revenue. Mr Dib detailed developments to the Belmore Precinct, securing funding and continuation of expansion and upgrade plans.

Mr Dib announced his excitement in signing Coach Des Hasler until the end of 2017.

Mr Dib introduced a video highlighting Coach Hasler.

Thanks and acknowledgement - Canterbury League Club, junior bulldogs clubs. Mr Dib thanked his fellow Directors and two assistants through the year, Raelene Morrison and Jenna Knight. Mr. Dib thanked the most important people, the members of the football club.

Mr Dib proposed a motion to adopt the 2014 Annual Report

Moved: George Coorey

Seconded: Bill Diakos

**CARRIED**

### (ii) Chief Executive's Report

Mr. Dib welcomed CEO Raelene Castle.

Ms Castle detailed reasons why she took the job to be the Bulldogs CEO. Ms. Castle detailed how highly regarded the Bulldogs Club is considered through the wider Rugby League community. Ms Castle mentioned how excited and impressed with Des Hasler and the football program he runs. Ms. Castle thanked all those who have welcomed her so warmly to the role.

Key focused areas for 2014: Strong relationship with the NRL, maximising revenue, growing membership, opening a merchandise store and café in Belmore, innovative football program, long term agreement with ANZ Stadium, new corporate partnerships; M&J Chickens, Legion Cabs, Oliver Brown Chocolate Shops, Lion - Tooheys, Police Sunglasses.

Ms Castle detailed the Belmore Stage 2 developments. Whilst some funding is secured, more work needs to be completed to secure further.

Ms Castle invited Chris Tsioulos from Sydney Olympic to talk to the developments as the architect. Mr Tsioulos spoke to his excitement about the developments, specifically the arts and cultural centre. Mr Tsioulos spoke to the benefits on the stage level and the local level.

## Agenda Item 4: Auditors

Mr Dib introduced KPMG as they continue as the club auditors

## Agenda Item 5: Nomination for Life Membership

Mr Dib proposed a motion to consider the recommendation by the board that the honour of life membership be bestowed to Mr Brent Sherwin.

Motion moved by Mr Barry Ward.

Mr Ward took the stage to detail Mr Sherwin's career as a player for the Canterbury-Bankstown Bulldogs.

Anthony Elias took the stage to second the motion and speaks to the recommendation.

Mr Dib called for a show of hands for all those in favour of nomination of Life Membership to be bestowed to Mr Sherwin.

**CARRIED**

Mr Sherwin took the stage to accept the nomination. Mr Sherwin spoke to the pride he felt in wearing the Bulldog jersey throughout his career. Mr Sherwin thanked the coaching staff, players and family and friends who helped him during his career.

## Agenda Item 6: Coach's Presentation

Mr Dib introduced Mr Noel Cleal to announce new club recruits

Mr Cleal thanked the official table and spoke to the members regarding recruitment.

Mr Cleal announced and introduced the new recruits

Chase Stanley (present), Pat O'Hanlon (present), Damien Cook (absent), Royce Hunt (present), Ed Murphy (present). Mr Murphy is the first graduate from the youth high performance unit.

Mr Cleal thanked the members for their support and officially welcomed the new recruits to the club.

Mr Dib introduced a video around the Bulldogs Youth High Performance Programme.

Mr Dib introduced Head Coach Des Hasler.

Mr Hasler thanked the official table and members attending today.

Mr Hasler thanked the Board and supporters of the club for their continued support.

Mr Hasler detailed the 2013 season and how injuries impacted the year. Mr Hasler further reviewed the season, detailing highlights and areas that need improvements. Mr Hasler thanked his football staff for their dedication to the club. Mr Hasler offered his congratulations to Brent Sherwin on his life membership.

## Agenda Item 7: General Business

Mr Dib opened the floor to members to ask any questions or raise matters relating to Bulldogs Rugby League Football Club.

Ashley Collins; Member #442

Expressed his desire for all Sydney based clubs to have the opportunity to play in the ANZAC day game.

Ms Castle responded that due to the complex nature of the NRL draw and the process by which each club is afforded to nominate specific games the opportunity for

this to occur is currently not possible.

Robert Simpson; Member #377

Mr Simpson requested an update on the contract status of Pat Templeman.

Mr Dib responded that Mr Templeman is contracted to the club until the end of 2014 and is in the clubs retention and recruitment plans.

Mr Simpson also raised a matter relating to the sponsorships of Lion. Mr Simpson expressed disappointment in this due to the fact that a lot of issues in Rugby League are related to the consumption of alcohol.

Mr Dib responded that the matter is duly noted.

Jack Austin; Member #109

Mr Austin stated that he is in possession of a 1935 programme during the very first season for the Bulldogs. Mr Austin also expressed that after his initial scepticism in the appointment of Raelene Castle as CEO he is now very impressed with the job she is doing at the Club. Mr Austin then congratulated Mr Hasler as the fine job he is doing as Head Coach and also spoke to positive impressions of Mr Noel Cleal. Mr Austin spoke of his desire for an NRL game to return to Belmore.

Mr Dib responded and duly noted. Mr Dib spoke of his shared desire to bring an NRL game back to Belmore and that the plans are ongoing.

Ray Drury; Member #87

Mr Drury congratulated Mr Sherwin of his Life Membership honour. Mr Drury then asked if a recent recruit, Tyrone Phillips, is still with the club.

Ms Castle duly noted and responded that he is indeed still with the club.

Ian Camlet; Member #58

Mr Camlet expressed his view that he would like a meeting before the AGM to address all candidates that are standing for a board during election years.

Mr Dib duly noted that the suggestion is valid and asked for a show of hands as an indication of support. Show of hands showed significant support

Ashley Collins; Member #442

Mr Collins expressed his desire for an improved version of the Bulldogs song to be played at ANZ Stadium during Bulldogs games.

Mr Dib duly noted.



Jack Austin; Member #109  
 Mr Austin requested that the incoming board explain why some past players are left off the membership list.

Mr Dib duly acknowledged and noted.

Emmanuel Plomaritis – Member #894  
 Mr Plomaritis questioned the possibility of The Hughes family matters to be reconciled and brought back into the Football Club.

Mr Dib duly noted and responded that the matter had been raised and dealt with at previous AGMs and Board Meetings. Mr Dib closed general business and adjourned meeting at 11:37am.

Mr Dib reopened the meeting at 11:39 to request that any scrutineers should make their way up to the count room. Mr Dib then adjourned the meeting at 11:39am.

**Agenda Item 8: Election of Directors**

Mr Dib reopened the meeting at 12:06pm and introduced Ms Carole Lever, returning officer from KPMG took the stand to announce the election results.

Name:	Votes:
Ray Dib	364
Andrew Farrar	562
Arthur Coorey	551
Mitchell Newton	237
Steve Mortimer	557
Anter Isaac	358
Paul Dunn	247
Peter McMahon	372
Anthony Elias	547
Phil Charlton	230

Mr Dib declared the following persons as the Directors of the Board for the ensuing 2 year term: Mr Ray Dib, Mr Andrew Farrar, Mr Arthur Coorey, Mr Steve Mortimer, Mr Anter Isaac, Mr Peter McMahon, and Mr Anthony Elias.

Mr Dib noted that all items on the agenda had been dealt with and invited all members for refreshments at the completion of the meeting. Mr Dib declared the meeting closed at 12:08pm.

Mr Ray Dib – Chairman



# List of Voting Football Club Members 2014

Andre Abdow  
Anthony Abouharb  
Buddy Abouharb  
Nagy Aboul-Hasn  
Glenn Adams  
Peter Adouni  
John William Agland  
Elena Albanakis  
David Aldridge  
Christine Aldridge  
George Alexis  
Keith Allen  
Gary Sidney Allen  
Jack Amond  
Lynne Maree Anderson  
Charles John Anderson  
Chris Anderson  
Franco Andreacchio  
Joan Andrews  
Dennis Andriopoulos  
Peter Antonopoulos  
Richard Appleyard  
Kim Archer  
Paul Archer  
Frank Arena  
Karl D. L. Arkins  
Theo Armenis  
Anthony John Armstrong  
Christopher Paul Arnold  
Samuel Christopher Arnold  
Paul Arraj  
Dennis Arvanitakis  
Gregory Mark Aspinall  
Dale Conrad Atkins  
John Harold Austin  
Phillip Auswild  
Mark Auswild  
Trevor Auswild  
Anthony B. Ayshford  
Paul Edwin Azzopardi  
Annette M. Bacon  
Matt Baker  
Alessandro Balbi  
John Ballesty  
George Peter Barakat  
Mark Baranowski  
Frank Barrett  
Dominic Brendan Barry  
Terry Barry-James  
Dimitrios Basetas  
David Basha  
Bob Baxter  
Irene Beaven  
Michael Thomas Beck  
Roy George Beckman  
Gavin Beecroft  
Montague Victor Beecroft  
Spiro Bellas  
Barbara Anne Bellenger  
Gregory Bellenger  
Matthew Betsey  
Brian J. Beynon  
John Bhuruth  
John Bily  
Wally Bitar  
William Bitar  
Joan Blake  
Robert Blake  
Gordon Bobbin  
Gary Boghossian  
Steven Brian Bogie  
Robert Bonett  
Stuart Booth  
John Borello  
Andrew Chance Boulos  
Anthony Boulos  
Stephen Boulos  
Norman Boustany  
Saree Boutros  
Samir Boutros  
David Bowman

David Brackenreg  
Dorothy Eve Brailey  
Bernard Charles Brennan  
Craig F. Brennan  
Scott C. Brennan  
Gordon Graham Brian  
Adam Brideson  
Larry Britton  
Lionel Hubert Brown  
Col Brown  
John Joseph Brown  
Robert Brown  
Daniel Timothy Buckley  
Lucy Burgmann  
Anthony Burke  
Paul Burke  
June Burnes  
Deborah Burnett  
Jonathan Burnett  
Kenneth Byass  
Mark Byrnes  
James Arthur Calver  
Ian Camlett  
Gary Thomas Campbell  
Gwen Campbell  
Cosimo Carbone  
Garry John Carden  
John Carmody  
Victor Carnuccio  
John Daniel Carolan  
Edward Francis Carolan, O.A.M.  
Karen Carroll  
Matthew Carroll  
William Noel Carson  
Paul Matthew Carter  
Peter Cassilles  
Darren Castle  
Steven Cataldi  
David Caulfield  
Joe Cautela  
Adam Cawley  
Eddy Chahine  
Joseph Chahine  
Roland Chahoud  
Anthony Chalhoub  
Annis Chalhoub  
Joe Challita  
Leonard Channells  
Lynne Channells  
Phillip Charlton  
Tony Charlton  
Elias Chebl  
Sherman Cheung  
John Chidiac  
Michael Chidiac  
Jason Paul Chin  
Napoleon Christopoulos  
Fred Ciraldo  
Gail Clark  
Harold Clark  
Ross Michael Cleary  
William Ronald Clements  
Ken Clendinning  
Malcolm Clift  
Kenneth Albert Clifton  
Brendan Clifton  
Brian Clunas  
Barry Clunas  
John Coates  
Andrew Cochrane  
Sandra Coleman  
Allan John Collings  
Judith Collins  
John Collins  
Ashley Lance Collins  
Christopher Collins  
Steven Commisso  
Joe Commisso  
Patricia Cook  
Natalie Cook  
Lesley Cook

Gregory A. Cook  
Ian Malcolm Cook  
Christopher Lee Cook  
Dave Cooper  
Arthur Coorey  
George Coorey  
Vincent John Coorey  
Laurel Coorey  
Christopher Coorey  
John Coorey  
Ian Coorey  
Tony Coorey  
Susan Coorey  
Anthony Coorey  
Linda Coorey  
Dale Corliss  
Neville Lawrence Corrie  
Kylie Cosandey  
Vince Costa  
William John Cowley  
Clint Crofts  
Frank Crumpton  
John Patrick Cullen  
Greg Cullen  
Stan Cutler  
Antoin Dagher  
Gabi Dagher  
Danny Daher  
Carmelito Dalit  
Armando D'Amico  
George Danas  
Peter Davies  
Geoffrey David Davis  
Ronald William Davis  
Walter Frederick Dawes  
Gregory Jack De Vries  
Con Dedes  
Leslie Francis Dee  
Charlie Deeb  
Vito DeFrancesco  
Adam DeGiorgio  
Helen Diakos  
Bill Diakios  
Bill Diakoumis  
Nathan Dib  
Ray Dib  
Georgette Dib  
David Dib  
Eris Andrew Dignam  
Ciro Dilorio  
Nicholas Dimas  
Jim Dimas  
Chris Dimou  
Elias Dinoris  
Nick Dionisopoulos  
George Dionisopoulos  
Lawrence Bernard Dodds  
Christopher Dodds  
Paul Joseph Donachie  
Thomas Henry Dooner  
Spiro Doukas  
Con Doumbos  
Louie Doumit  
Youssef Doumit  
Paul Joseph Doyle  
Raymond Drury  
Clayton Drury  
Robert John Francis Dubois  
Robert Francis Dubois  
Jack Dummett  
Paul Anthony Dunn  
Peter Reginald Durose  
Bruce Leslie Dyball  
Raymond Francis Earl  
Susan Eastman  
Mark Edmonds  
Lisa Suzanne Edmunds  
Fotes Efthimiadis  
Ross Eichorn  
Peter Hayward Eichorn  
Hazem El Masri

Cheiban Elaro  
Joe Elaro  
Jade El-Choueifati  
Anthony Elias  
Les Elias  
Emma Elias  
Lillian Elias  
Jackie Elias  
Sue Elias  
George Elias  
John Wayne Ellis  
Stephen Henry Ellis  
Mustafa Elsadik  
David M. Evans  
Noel Thomas Evans  
Isuf Exhaj  
John Fahey  
Ash Fakhoury  
Roger Falconer  
Andrew Farah  
Michael Fares  
Frank Farhart  
Joseph Farhat  
Barbara Farhat  
Joanne Farr  
Andrew Farrar  
Roger Feletto  
Barry Roy Fennell  
Joseph Finianos  
Belinda Finn  
Rodney Finn  
Margaret Finos  
Frank William Fleming  
Rachel Flick  
Rohan Flick  
Steven Folkes  
Peter Ford  
Peter James Foster  
Rodney Clay Foster  
Marlon Fraser  
Beryl Fraser  
John Leslie Fullarton  
Napoleon Paul Andrew Gahdmar  
Cameron Gaia  
Philip Gaia  
Noel James Gale  
Wayne Galea  
Andrew Garland  
Elizabeth Ann Garland OAM  
Aldo Garofano  
Violet Gartner  
Vasileios Gartzonis  
Anthony Geaitani  
Ahmad Gharib  
Stephen John Ghidini  
Leo Giakas  
Abbie Giambuzzi  
Lisetta Giambuzzi  
George Giannakakis  
Andrew Gideon  
Simon Gillies  
Craig Gilliver  
Barry James Gilmore  
William George Goulding  
Graeme Gourlay  
Sandy Green  
Frank Green  
Todd Greenberg  
Kayee Griffin  
Jennifer Maureen Grime  
Gehad Gunaidi  
John E. Gwynne  
Kelvin Haak  
Allan John Haddad  
Vincent Paul Haddad  
Kahtan Haddara  
Robert Hagan  
Terry Hall  
Daryl John Halligan  
Michael Halpin  
Loretta Halpin

Emma Halpin  
Mohammad Hammoud  
Mohamed Hammouda  
John Edward Hamshire  
John Francis Hanna  
Colin Hanna  
Arthur Hanna  
Sybil Hanna  
Peter John Hanna  
Louis Hanna  
Andrew Hanna  
Lester Thomas Hanson  
Georgina Haralambous  
George Haralambous  
Mary Harb  
George Harb  
Roger Arthur Harborne  
Catherine Harborne  
Raymond Hassarati  
John Hatzistergos  
Hugh Hazard  
Ronald Sydenham Hearn  
Suman Hedge  
John Michael Hegarty  
Louis Hendricks  
Vera Hill  
Keith Hill  
Joe Hills  
William George Hilzinger  
Jennifer Ann Hofmeier  
Terrence Peter Hogan  
Mark Hogan  
Robert Ross Hoile  
Steven Holgate  
Margaret Hollands  
Matthew Hollands  
Brian Holmes  
Eric Charles Horne  
Brian Horne  
Kenneth Francis Hottes  
Neil Howson  
Maureen E. Huckstadt  
Shirley Anne Hudson  
David Hudson  
Colin Hugo  
Robert Allan Hunt  
Victor James Hutchinson  
Luke Hutchinson  
Anthony James Hyland  
John Ibrahim  
Robert Ibrahim  
Steve Imbruglia  
Zac Indari  
Denise Isaac  
Anter Isaac  
Angus Jabour  
Shaun Jackson  
Dane Jama  
Bruce James  
Donald James Jamieson  
Wesley Jammo  
Henry Joseph Janowski  
Alfred John Jennings  
Jim Joannou  
Leslie Johns  
John Jones  
Gary Stephen Jones  
Tony Joukhador  
Ayssor Joukhador  
Michael Joukhador  
Christine Joukhador  
Jason Joukhador  
George Peter Kafataris  
Paul Kakasiouris  
Nick Kalaitzakis  
Jim Kalebachtasios  
John Kallianiotis  
Patrick Kane  
Jason Kara  
Chris Karabetos  
Theo Karabetos

Joseph Karam	George Mathioydakis	Luke Patten	Paul James Said	Steve Turner
John Karanikolas	Laurie McCormack	Michael Vincent Patulny	Daniel Salim	Peter Turner
Nicholas Kasmias	Rory Devlin McCrudden	Con Pavlakakis	Christopher Salisbury	Adrian Turner
John Katelanis	Michael McCrudden	Corey Payne	Vincent Samuel	Maria Tzavaras
John Kavanagh	Steve McCullagh	Oliver David Pearson	Anthony Samuel	John Tzavaras
John Douglas Kearns	Kevin McDermott	John Pearson	Greg Sankey	Spiros Tzavellas
Shirley Keating	Ken McDonald	Nicole Pearson	Ernie Santone	Con Valassis
Joseph Donald Kelly	Kevin James McEvoy	David Pedras	Jim Sarantinos	Dionissios Valassis
Dave Kelly	Mellisa Anne McFarland	Colin Peet	Joe Sartor	George Steven Valiottis
Victor Fraser Kerr	Sean McGlynn	Robert Pellegriti	Perry Savidis	Robert Francis Valk
Alex Khatias	Clifford Ian McGrath	Phillip Pellizzeri	Lynne Schutjes	Jamie Valk
Con Kinnas	Martin Ronald McGrath	Janette Penman	Dymon Scoullis	Pasquale Vartuli
Ross G. Kline	Gary John McIntyre	George Peponis	George Scoullis	Leo Vellis
Robert Knox	David John McIntyre	Dale Peponis	Doreen Scroggy	John Vellis
George Christopher Kondis	David Bruce McLean	Christopher Peponis	Kay M. Searle	Anna Vergos
Con Koromilas	Leo McLeay	Reginald Perrett	Michael Secomb	Leslie Raymond Vincent
William Kostakidis	Ronald John McLeod	Adam Perry	Joe Semrani	Alan Vincin
Perry Kotsomititis	Sarah McMahon	Joanna Peta	Scott Seward	Peter Vlachokiriakos
Taso Kotsomititis	Judith McMahon	James Anthony Peters	Robynne Seward	Nick Vlahos
Leo Kourgalis	Stephen P. McMahon	Douglas J. Pettiford	Bill Shinas	Raymond Herbert Voget
Hristos Kouroupakis	Peter Chanel McMahon	David Petts	Matthew Shorrock	Michael Volikas
Jim Koutsouklakis	Brian McNally	Bryan Phillips-Petersen	Laz Simeonidis	Robert Vragovski
Jim Dimce Kuzmanovski	Gordon Anthony McPherson	Barry Phillis	Robert John Simpson	Andre - Carl Wagner
John Lahoud	Chyrel McQuade	Stephen Philpott	John Patrick Simpson	Peter Wagstaff
Helen Laird	Rebecca Medcalf	Manjinder Phull	Anne Sinclair	Greg Wakeford
George Laliotis	Dirk Melton	Tim Pickup	Michael Sleba	Fred Colin Walker
Terry Lamb	Sharbel Merhi	Robert Picone	Stephen Mark Small	Peter Walker
Thomas Lamont	Shane Merry	Paul Pike	Anthony Richard Smart	Cheryle Walker
Peter Henry Lander	Rodney James Messner	Ruben Pintos	Kevin G. Smee	Clint Walker
Stephanie Lander	Michael Mezzani	George Plakidis	Joshua Smith	Judith Anne Walker
Paul Langmack	Anthony J. Milham	Emmanuel Plomaritis	Trent Frederick Smith	Phillip Richard Walsh
Malcolm Larsen	Michael Mir	Craig Polla-Mounter	David Grant Smith	Stephen Want
Maurice Walter Layton	Samuel Mir	Arthur Poulios	Robert Snoch	Barry Ward
Chris Maxwell Lee	Geoffrey Mockett	Frank Poulos	Larry George Sondergard	Barry Kenneth Ward
Anne Katherine Lee	John Mockett	Nicholas William Poulos	Nicholas Sozou	Jill Marie Ward
Thomas Lee	Sam Monaha	Kerril Powell	Chris Sozou	Ian Watmough
Christina Lee	James Montague	Steven John Price	Christopher Sozou	Peter Watsford
Ian Lees	Kevin Moore	Helen Prodromou	Peter Spanos	Sherridan Phyllis Watts
Jason Lees	Barbara Moran	Brian William Proops	Peter John Speirs	Brenton Charles Mervyn Watts
Warren Geoffrey Lees	Noel Morgan	Russell Proudfoot	Stephen Speirs	Trevor John Watts
Barry Lehmann	Raelene Morrison	Soula Psomadellis	Raymond Spiteri	Mary Wayumba
Steve Lembidakis	Steve Mortimer	John Matthew Puckeridge	Martin Spiteri	Andrew Weir
Harry Lembidakis	Peter Mortimer	Michael John Puckeridge	Chris Spyroylias	Charles Peter Wesley
Anthony Lemura	Chris Mortimer	Russell George Puckeridge	Stanley Stanton	Frederick Wheatley
Mark Lesic	Stephen Mortimer	Bradley Puckeridge	Mary Stanton	Lloyd Wesley White
Brent Letord	Bassam Moses	David Noel Quinnell	Anthony Stanton	Kasey Lee White
Patrick Leung	Natalie Moses	Christopher Quinnell	Elizabeth Stanton	Cecil Ralph Whiteman
Gregg Levett	Kevin Moss	Julio Rachich	George Stanton	Peter Whitney
Geoffrey Lewis	Esame Moussa	Kenneth Edward Radford	Andrew Stavropoulos	Nal Wijesekera
Carolyn Lewis	Adam Moustakas	Michael Raptis	Sandy Steuerwald	Matthew Richard Wilcox
Howard Lewis	Mark Moutou	Wolfgang Rater	Gavin Stevenson	Kevin Wilcox
Ethel Lewis	Joseph Mouwad	Kieran Rawnsley	John Stewart	Nathan Wilcox
Mark Steven Lewis	Brian Joseph Mulvihill	Michael Reaiche	Klaus Dieter Stoecker	Winifred Irene Wilcox
John Charles Lindsay	Michael Mulvihill	Steve Reardon	Robert John Stone	John Wild
Brian George Lindsay	Lindsay Murphy	David Reberger	Ian Stromborg	Peter John Williams
Joseph Lipari	Cyril Henry Murray	Scott Redford	Stewart Swales	John Charles Williams
Mark Lipponen	Edward Nader	Hakija Redzovic	Jake Swarts	Jason Williams
Peter Litsakos	Andrew Nehme	Steve Reid	Gregory John Swiderski	Troy Williams
Michael Livingstone	Noel Nell	Robert Relf	Darryle Taber	Peter Robert Williamson
Nicholas Llewelyn Lloyd	Barry Clyde Nelson	Beverly Dawn Nelson	Emile Tabet	Peter Winchester
Glenn Long	Scott Nelson	Bernard John Rigby	Pierre Tabet	Shane Wisniewski
Maree Longden-Gee	Alby Newman	Tony Rizk	Lahoud Louie Taouk	James Arthur Woods
William Lor	Michael Bruce Newson	Arthur Neville Rizk	Ray Tayler	Donald William Wray
Keith James Lotty	Mitch Newton	Anthony Rizk	Richard Taylor	Grant Wright
David Francis Lotty	Peter Niblock	James Roach	Brenton Taylor	Robert Ernest Wyatt
Robert Ernest Lotty	George Michael Nicey	Jordan Roach	Craig Taylor	Shane Michael Wyatt
Marjorie Lotty	Brian George Nicey	Lindsay Roach	Bernard Temple	Russell Anthony Yates
Nicole Lotz	Roger Nicey	William John Robards	Edward John Thick	Robert Yazbeck
Michael Lotz	Kevin Richard Nicey	Warren Roberts	Norm Thomas	David Yazbeck
Toby Lysaught	Aki Nicolinas	Graham Roberts	Joseph Thomas	Mico Yeh
Allan Reginald Lythall	William Noonan	Geoff Robinson	Tracey Thomas	Michael Youssef
Darren MacGillicuddy	Alan Nowfal	Michael Rodrigues	Raymond Stanley Thompson	Angelo Zafiris
John Mackay	Jaime Nunez	Steven Rodriguez	Alan Thompson	John Zafiris
Scott MacKinnon	Barry John O'Brien	Dervis Rodriguez	Dean Anthony Tiller	Badoui Sarkis Zalloua
Fraser MacLennan-Pike	Joseph O'Brien	Christopher Rogaris	Dallas William Tiller	Ben Zammit
Judith Macri	Andrew D. O'Brien	Pamela Rogaris	John Edward Tindale	Jerry Zarb
James Maganakis	Hilary Daniel O'Connell	Lindsay James Rogers	Debra Joy Tinker	Carlos Zeidan
Peter Magnusson	Michael O'Donnell	George Roins	Brian Tolhurst	Christopher Frank Zeiz
Garry Peter Maher	Kenneth Ross O'Farrell	Leslie Thomas Rolls	Lynne Tolhurst	Joseph Paul Zerafa
Rocky Mammone	Ann O'Farrell	Marie Gladys Ross	Beverly Tomkins	John Zervos
Bruno Manganaro	Vicki O'Mullane	Angie Rossi	Sal Torrisi	Colin Zibara
Col Manners	Matthew O'Neill	Peter Roumie	Trevor Charles Townsend	Richard Zogbee
Justin Mansour	Tony O'Neill	Kenneth Graham Rowan	Matthew John Travis	Mazin Zoualfakar
Tony Mansour	Arna Orr	Michael Rowe	Robert Trevan	Allan Zreik
Emanuel Marakas	Phillip Panarello	Mavis Rowe	Frank Tripodina	Sean Zreik
Stephan Marianne	Tony Panaretos	Colin Rowe	Amelia Tripodina	Garth Zreik
George Mariglis	Harry Papadopoulos	Brett Rowe	Mario Tritsiniotis	
Brad S. Marks	Arsenios Papoulias	Ron Ryan	Gareth James Troy	
Richard Edmund Marlow	Bill Parasiris	Kevin Ryan	Terrence Trujillo	
Paul Maroun	Gavin Parker	Andrew Ryan	Michael Tsiattalos	
Graham Scott Martin	John Joseph Passaretti	James Saad	Klery Tsiattalos	
Allan John Martin	Andy Patmore	Ahmad Sabra	Con Tsiourvas	
Celeste Marzin	Mihali R. Patsias	Sam John Safi	Andrew Tsiourvas	
			Chris Tsioulos	













Belmore Sports Ground, Edison Lane Belmore NSW 2192  
T. (02) 9789 8000 | F. (02) 9789 8001 | [info@bulldogs.com.au](mailto:info@bulldogs.com.au)  
**[www.bulldogs.com.au](http://www.bulldogs.com.au)**